



Faith over Fear unit 2
**A STUDY OF FAITH
IN THE FACE OF FEAR**



Faith over Fear unit 2
**A STUDY OF FAITH
IN THE FACE OF FEAR**

You are viewing the complete 4-week series in print-ready format. You also have access to our source files and bonus content using the following link:

https://drive.google.com/drive/folders/1IsITi7zzbb9c4-ARL_rzUCqou2NDek3Q?usp=sharing



Written by Bethany Darwin of Treasure Trunk Kids for The Sunday School Store

Purchaser has the rights to print on copy for home, school or church purposes. Please do not copy, distribute or sell.

Treasure Trunk Kids - @2020

Graphics - Canva

All Scripture is from the ESV version of the Bible

“More Faith/ Less Fear” is a 4-week Sunday School series designed to point your kids to God as their hope and refuge. In these 4 lessons, students will be introduced to the concept of faith through stories of some of the heroes of faith that we read about in Hebrews 11. These lessons are perfect to combat the fears typical to childhood and show children that God is bigger than all their fears. This unit stands as a continuation of “Faith Over Fear” also available from the Sunday School Store, but it is easily able to be taught on its own as a stand-alone unit.

The Bible lessons and the fears they address are:

1. What are you Building? (Noah)
 - Text - Genesis 6-9
 - Main point - Following Jesus means being different from the world
 - Discusses the fear of being different
2. A Promised Son (Isaac)
 - Text - Hebrews 11:11-20 and Genesis 12, 15, 18, 21 & 22
 - Main point - Jesus is the Promised One
 - Discusses the fear of unknown situations
3. Eeny, Meenie, Miney, Moe (Jacob & Esau)
 - Text - Hebrews 11:10-21 & Genesis 25-27
 - Main point - God chooses His people
 - Discusses the fear of being left out
4. Let My People Go (Passover and Exodus)
 - Text - Exodus 11-14
 - Main point - God makes a way for His people.
 - Discusses the fear of bullies

The key verse for this unit is Psalm 27:1 -

The LORD is my light and my salvation; whom shall I fear?

The LORD is the stronghold of my life; of whom shall I be afraid?

All Scripture references are taken from the ESV version of the Bible.

Each lesson contains the following:

- Introductory Activity
- Large Group Worship Time
 - Welcome activity
 - Study God’s Word – teaching materials for the Biblical text
 - 3 songs

- Prayer
- Small Group Lessons (2 options – ages 5-8 and ages 8-12)
 - Review
 - Application
 - Memory Verse
 - Prayer
 - All necessary printables and resources
- Take home – family devotional guide

In the Large Group Worship time, songs have been suggested. Links can be found on the 'song list PDF.'

What Are You Building?

Theme: More Faith Less Fear

Memory Verse: The LORD is my light and my salvation; whom shall I fear? The LORD is the stronghold of my life; of whom shall I be afraid? Psalm 27:1

Challenge Verse: Know therefore that the LORD your God is God, the faithful God who keeps covenant and steadfast love with those who love him and keep his commandments, to a thousand generations. Deuteronomy 7:9

Bible Story: Noah - Genesis 6-9

The Point: Following Jesus means being different from the world

Introduction – Going on a Trip (5-8 minutes)

WHAT YOU NEED: nothing needed

Have the kids sit in a circle and talk about some of the trips they've gone on...tell their favorite trip, what they like to do on trips, who they go on trips with and what they take with them when they go on a trip.

Then, play a game of "I'm Going on a Trip." The first kid in the circle will say "I'm going on a trip and I'm taking a ____." The next person will say "I'm going on a trip and I'm taking a whatever the 1st person said and a ____." Play continues until all the kids have gone around the circle. With younger groups you may need to help them remember what other kids said before them or play in groups of 3-4 at a time.

SAY: "You guys have been on lots of very interesting trips and you thought of lots of great things to take with us on our pretend trip. *Let's go to large group and hear about someone who went on a very unusual trip and took some very weird things with him.*"

Large Group (25-35 minutes)

Welcome

"Good Morning! Let's get started right away this morning by focusing our attention on God by remembering who He is and what He has done. That is why we're here this morning isn't it?"

Worship Time

One thing that the Bible is clear on, is the truth that God is faithful and can always be trusted. As this is the first week of a new month (or new lesson series), we have a new memory verse to learn.

Show the verse on a screen/ poster and give the following instructions. (verse slide image is in materials)

I want the girls to read the parts in red, the boys to read the parts in blue and everyone together to read the parts in green.

This verse reminds us that God can always be trusted and that we can turn to him when we are afraid. Another word for this truth is faithful. Can someone tell me what the word faithful means? Right, it means loyal, constant, trustworthy...those are all words that define who God is. Let's all stand up and sing a song that reminds us of God's faithfulness."

Faithful God

Deuteronomy 32:4 says... (read or have a volunteer read).

"That one verse teaches us 6 very important things about who God is and what God is like... (the Rock, faithful, just, perfect, does no wrong, and upright) can you guys name some of the things you heard about God in that one verse? Let's sing another song that reminds us of another truth that we see over and over in the Bible... the truth that God is forever.... He has no beginning or ending. Let's sing that truth together now."

Forever God

Study God's Word

As a brief introduction for the story play a brief game of "Does it Float." Show the kids the large bowl/ container of water... (should be clear). One at a time you'll hold up a random item (the more random the better) and have kids vote, by show of hands, if they think it floats or not. Then, drop it into the water and see for yourselves.

***** For the story, you should be prepared with a large piece of paper or dry erase board at the front of the room*

"So, we started out this morning talking about going on trip, then we sang some songs about God's faithfulness and then we wondered if weird things float. Does anyone have any clues from the words **TRIP, FLOAT and FAITHFUL** who or what we could be talking about this morning? (pause for responses)

This morning we're talking about one of the most familiar stories from the Bible. We're talking about a guy named Noah. Because I know most of you have heard this story many times before let's review what you know about the story and then we'll move on and hopefully learn something new about this story.

As you guys tell me what you know about this story I'm going to try and draw it on this paper up here. (hopefully kids will mention the ark, animals, rain, flood, those kinds of things. As they name things and you draw, talk briefly through the familiar parts of the story- God told Noah to build an ark, He told him to put animals on the ark, God flooded the earth with rain for 40 days and 40 nights).

Okay, now that I know that you're familiar with the story let's back up a bit. For the next few weeks we're going to be reading in Hebrews 11 about people who all lived by faith in God.

Can someone tell me what **faith** means (be prepared to read Hebrews 11:1 after kids answer). Let's see what Hebrews 11 says about Noah (read **Hebrews 11:7**).

Now, let's see what Genesis says about Noah.

Genesis 6:9 says... "Noah was a righteous man, blameless in his generation. Noah walked with God." The Bible tells us that all of the other people who lived at the same time as Noah walked in evil ways, but that Noah walked with God and found favor in God's eyes. This does not mean that Noah wasn't a sinner, because we know that all people are sinners, but it does mean that Noah obeyed God and God had given him a heart to believe Him.

When God looked at the world, He saw evil and sinful people, but when He looked at Noah, He saw someone who loved God and wanted to follow God and obey God. Noah showed the people living around him that following God means being different from the world around him, and in fact Noah was the complete opposite of the people in the world around him, because he was following God while they were following their own hearts.

So, when God told Noah that He was going to destroy the world but save Noah and his family, Noah had a choice to make- -would he obey God and trust Him, or would he doubt God's plan and become like the other people in the world. Because Noah knew God and walked with God and had a relationship with God, Noah knew that God is faithful and always keeps his promises, so he listened to God's instructions and started building. He built a giant boat in the middle of the desert, and he obeyed God and trusted that this was part of God's plan. No matter what the people around him said or did, Noah trusted that this was part of God's plan to bring His people into a relationship with Him.

God's plans for building the boat in the desert may have been confusing. Gathering all the animals and packing them in the boat may have been difficult. Waiting inside the ark for the rain to start may have made Noah want to doubt God, but through it all he trusted God. Because of Noah's faith in God, because he went against the world around him, because he obeyed God...he got to be a part of God's plan of redeeming or saving His people.

In your small groups this morning you'll have a chance to talk more about what it means to have a relationship with God by faith and how followers of Jesus should stand out and be different from the world around them.

Before we go to our small groups, let's sing a song that reminds us of God's plan for redeeming or rescuing His people. In the story of Noah, we see God rescuing on man and his family, but that rescue points to the greatest rescue ever, God rescuing His people by sending Jesus to die on the cross in our place. Let's sing of that truth now."

Jesus Came to Earth

Pray

“Dear God, thank you for Your Faithfulness and for the fact that everything You have ever said is true. Thank You most of all for keeping Your promise to send Your Son Jesus to the world to rescue Your people forever. Help us as we go to our small groups to learn more about what it means to follow You because of faith in Jesus. In Jesus name we pray, Amen.”

Dismiss kids to small groups.

What Are You Building?

Small Group (30 - 40 minutes)

Younger group – ages 5-8

Before the Session:

- Act Like Noah - one set of “Act Like Noah” cards, Bibles
- Noah’s Toolbelt - one set of “tool cards” for each kid, a strip of adding machine paper (or other long strip of paper...even copy paper cut into 2-3 inch strips) per kid, tape/ stapler, markers
- Walk with God - the tool belts that the kids just made
- 2x2 Relay - one set of verse words (cut in ½), Bibles, tape

Fear Connection/ Discussion Ideas:

Ask kids in the group if they’ve ever been in a situation where someone thought they were different because they go to church or where someone teased them about something. With younger kids the answers will likely be more along the lines of not fitting in, but even some younger kids will have experienced some teasing (persecution) because of not watching certain TV shows, or not going to baseball practice on Sundays. Explain that in today’s lesson we’re learning about someone who are totally different than the people around him because he followed God, and he didn’t let that stop him from following God.

1. Act Like Noah (review)

WHAT YOU NEED: one set of “Act Like Noah” cards, Bibles

As kids come back from large group, instead of reading the whole text by way of review, consider reading the following verses.... Genesis 6:5-10, 13-18, Genesis 7:24-8:1, Genesis 8:15-20 & 9:8-13.

After reading the text, show the kids the “act like Noah” cards. Explain that one at a time they will act out part of the story to help them review what they heard in large group.

**** With non-readers -** Have the group first work to put the story cards in order and retell the story in their own words. Then, the leader in the group should act out or describe one of the cards and the kids should guess which part of the story they are acting out.

*** With early readers, you might want to have the cards all taped on the walls, so that as one child acts out part of the story the other kids can choose between the cards to guess which one they are acting out. After all of the cards have been acted out, have them work together as a group to put the story cards in order and retell the story in their own words.

As you talk through the story with the kids in the group, remind them that this story, like every other story in the Bible, is about God and how God is faithful and sovereign (in control over everything). Point out that at the end of the story, God made a promise to Noah and God has kept that promise ever since. God put a rainbow in the sky as a sign of His promise and He told Noah that He would never again destroy the whole earth because of sin.

[HEART TO HEART] Remind the kids in the group that the Bible tells us in Romans 3 (and elsewhere) that we are all sinners. Just like God had a right to destroy the world because of sin in Noah's day, God has the right to destroy each and every one of us because of sin. Romans 6:23 tells us that the punishment we deserve for our sin is death. BUT, the good news of the Bible is that although we deserve to be destroyed for our sin, because of His great love for His people, Jesus came to earth and took the punishment that we deserve. He died so that we don't have to. Our response to what Jesus has done should be to repent of our sin and turn to Jesus for forgiveness and salvation.

SAY: "Our story this morning was a familiar one. We've all heard about Noah many times and how he built the ark and put all the animals on it, but what I hope you saw in today's story is that in the Bible Noah is known more as the guy who followed God...the guy who was righteous in an evil world. What I learned from Noah's example is that ***[THE POINT] following Jesus means being different from the world.*** Noah's neighbors probably thought he was crazy to build a boat in a desert, they probably teased him and tried to knock some common sense into him, but Noah stood strong to what he believed and kept following God and trusting in God no matter what. And what Noah and all of us can learn from this story is that God is trustworthy. God has kept His promise to never again destroy the world because of sin, and instead Jesus Himself laid down His life and died in our place."

2. Noah's Toolbelt (Scripture Search)

WHAT YOU NEED: one set of "tool cards" for each kid, a strip of adding machine paper (or other long strip of paper...even paper cut into strips) per kid, tape/ stapler, markers

Talk with the kids in your group about what the Bible said about Noah and what made him different from the people around him. He was righteous (he walked with God- he had a relationship with God). Talk with them about how earlier in Genesis we read about Enoch & that in order to have a relationship with God that you first have to know God. Noah had to know that God was faithful, and that God deserved to be trusted in order to obey Him and trust Him when God asked him to build the ark. Explain that you're going to make a tool belt to help you remember that Noah obeyed God and to help kids remember some of the things that Noah knew to be true about God.

Hand out the various tools and help kids to attach (using tape or staples) their tools to the tool belt. As they work, read the verses on the tools to the kids and discuss the various attributes of God and how knowing those things about God helps you to trust God and put your faith in him.

- Ages 5-6 - use the tools that have the verses written on them- have early readers practice reading them.
- Ages 7-8 - you may want to use the tools that only have the references so that the kids can get practice looking up the verses and reading them.
- **TIP** - In order to help early-readers find the verses: before class, take one of the tool sets and put them in the correct spots in the Bible. Have kids take turns opening to that page and finding the verse and reading it together

SAY: “As Noah built the ark, the most important tool in his tool belt wasn’t his hammer or his saw, but it was his faith in God and his knowledge of who God is. Noah learned while he was building the ark that **[THE POINT] following Jesus means being different from the world.** His neighbors probably teased him and questioned him and made fun of him, but he knew that the God who asked him to build it was faithful and could be trusted and Noah trusted God and obeyed His plan even though it didn’t make a lot of sense to the world around him.

[HEART TO HEART] *After kids have completed their tool belts, use the verses on their belts to help them remember the truth of the gospel. As you define different attributes of God, you can ask the kids if that word could be use about them. Help them to see that the Bible teaches us that God is holy (which means He is perfect and without sin- but it also means that He is set apart from the sin in the world), and that when we learn about God’s holiness it should remind each of us that we are not holy. In Leviticus 19:2, we read that God is holy and that God calls His people to be holy, but the truth is that we cannot be holy on our own because we are sinners. So, Jesus came to earth. He lived a perfect/ sinless life. Then, Jesus died on the cross to take the punishment for our sin so that we can be forgiven and made clean and even holy in God’s eyes. Read Philippians 2:5-11 as a reminder of the work that Jesus has done on our behalf.*

3. Walk with God (Prayer)

WHAT YOU NEED: the tool belts that the kids just made

Have the kids hold their tool belt and stand up in a line. Explain that one at a time they are going to step forward and say a sentence prayer thanking/ praising God for one of the attributes of His they saw as they did the last activity. They can also do a tool motion as they say their prayer... for example pretend to be hammering as they say, “God, I thank you for being faithful.” Once all of the kids have had a chance to pray, have the kids all sit down and lead them in a prayer praising God for who He is and for the giving us the Bible to help us know Him better. Pray that yourself and the kids in your small group will grow to know God more and love Him more as they spend time reading and studying His Word. End the prayer by praying Philippians 1:9-11 for the kids in your group (pray that they would grow in their knowledge of God so that they would see and understand that Jesus is the only way to be saved).

4. 2x2 Relay (Memory verse)

WHAT YOU NEED: one set of verse words (cut in ½), Bibles, tape

Remind the kids that this week is the first week of a new month/ study and that you have a new verse to learn together. Have one (or all) of the kids look up **Psalms 27:1** and read it to the group. Briefly define

some of the words in the verse (like stronghold). Explain that this verse reminds us that we don't need to be afraid when we trust in God.

Hand out the verse cards so that each kid has ½ of a card. Depending on the size of the group you can either:

- (1) give out all the cards- both halves and have them find their match, or
- (2) tape ½ of each card around the room and have kids match their ½ card to a ½ card on the wall.

Either way, after matching all of the cards, then kids should work to put the whole verse in order.

SAY: "Our verse for this month talks about trusting God and not being afraid. One thing that can be scary is to feel like you don't fit in, but it's important to remember that *[THE POINT] following Jesus means being different from the world* and we can trust God no matter what."

Conclude the session with a review and prayer.

What Are You Building?

Small Group (30 - 40 minutes)

Older group – ages 8-12

Before the Session:

- Act Like Noah - one set of “Act Like Noah” cards, Bibles
- Righteousness and the World - Bibles, one set of verse cards, pencils
- Faithful God - one piece of blank paper per kid, markers, Bibles
- 2x2 Balloon Relay - one set of verse balloons (different color) for each small group, Bibles

Fear Connection/ Discussion Ideas:

Ask kids in the group if they’ve ever been in a situation where someone thought they were different because they go to church or teased them about something. With younger kids the answers will likely be more along the lines of not fitting in, but even some younger kids will have experienced some teasing (persecution) because of not watching certain TV shows, or not going to baseball practice on Sundays. Explain that in today’s lesson we’re learning about someone who are totally different than the people around him because he followed God, and he didn’t let that stop him from following God.

1. Act Like Noah (Review)

WHAT YOU NEED: one set of “Act Like Noah” cards, Bibles

Instead of starting small group by reading the full text, consider reading the following verses by way of review.... Genesis 6:5-10, 13-18, Genesis 7:24-8:1, Genesis 8:15-20 & 9:8-13

After reading the text, show the kids the “act like Noah” cards. One at a time have kids choose one of the cards. Kids will then act out what’s written on their card for the rest of the group to guess. Some of the cards have Scripture references on them and for those kids will have to look the verse(s) up and read them to decide what part of the story to act out. Once all of the cards have been acted out, have the kids work together as a group to put the story in order and retell the story in their own words.

*** if your group is struggling with this activity, tape all the cards on the wall so they can see all the choices as someone is acting something out.*

As you talk through the story with the kids in the group, remind them that this story, like every other story in the Bible, is about God and how God is **faithful** and **sovereign** (in control over everything). Point

out that at the end of the story, God made a promise to Noah and God has kept that promise ever since. God put a rainbow in the sky as a sign of His promise and He told Noah that He would never again destroy the whole earth because of sin.

[HEART TO HEART] Remind the kids in the group that the Bible tells us in Romans 3 (and elsewhere) that we are all sinners. Just like God had a right to destroy the world because of sin in Noah's day, God has the right to destroy each and every one of us because of sin. Romans 6:23 tells us that the punishment we deserve for our sin is death. BUT, the good news of the Bible is that although we deserve to be destroyed for our sin, because of His great love for His people, Jesus came to earth and took the punishment that we deserve. He died so that we don't have to. Our response to what Jesus has done should be to repent of our sin and turn to Jesus for forgiveness and salvation.

SAY: "Our story this morning was a familiar one. We've all heard about Noah many times and how he built the ark and put all the animals on it, but what I hope you saw in today's story is that in the Bible Noah is known more as the guy who followed God...the guy who was righteous in an evil world. What I learned from Noah's example is that ***[THE POINT] following Jesus means being different from the world.*** Noah's neighbors probably thought he was crazy to build a boat in a desert, they probably teased him and tried to knock some common sense into him, but Noah stood strong to what he believed and kept following God and trusting in God no matter what. And what Noah and all of us can learn from this story is that God is trustworthy. God has kept His promise to never again destroy the world because of sin, and instead Jesus Himself laid down His life and died in our place."

2. Righteousness and the World (Scripture Search)

WHAT YOU NEED: Bibles, one set of verse cards, pencils

Have the kids get into pairs and hand out the verse cards- one card to each group, making sure that each group also has a Bible and a pencil.

Give groups time to look up their verse and answer the following questions. They can write their answers on the card if it helps.

- What does this verse teach us about 'the world'?
- What does this verse teach us about God's people?
- How are God's people called to live?
- What is different between God's people and the world around them?

Once all the groups have looked up and thought through their verse, bring the group back together to discuss the verses and what they say about the difference between God's people and the world.

SAY: "The Bible has a lot to say about the difference between how the world lives and what it looks like to walk in a way that's following God. What we saw in Noah's life is that ***[THE POINT] following Jesus means being different from the world*** and that's always true in the life of someone who's really following Jesus, but, we need to remember that the Bible also says that on our own, apart from what Jesus did on the cross, we can never be righteous- or good enough. (Read Romans 3:10-12 and discuss the verses and how we can only be made righteous through Christ's death and resurrection)."

[HEART TO HEART] Use this time to clarify the Gospel for the kids in your small group and make sure they understand that following Jesus isn't a matter of being perfect, but that it's a matter of having in Jesus as the one who perfectly fulfilled the law and laid down His life in the place of His people. Have one of the kids in the group read Ephesians 2:8-9 as a reminder that salvation is by grace alone. Remind the kids in the group that even Christians continue sinning, but that their lives shouldn't be defined by sin if we claim to be a follower of Jesus. Depending on the level of maturity in your group, you might also want to read and discuss Romans 6:1-14.

3. Faithful God (Prayer)

WHAT YOU NEED: one piece of blank paper per kid, markers, Bibles

Have someone read (**Hebrews 11:1**) and then ask them to define faith. Ask them if it's easier to have faith in someone who is trustworthy or not trustworthy (faithful or not). Explain that the Bible teaches us (even in this week's challenge verse- **Deuteronomy 7:9**) that God is faithful. Talk about what the word faithful means...that He always does what He says, He always keeps His promises and He is deserving of our faith (or trust). Talk about how we know that God is faithful. Have kids share examples of other stories from the Bible that show God's faithfulness. You should also be prepared to share some examples that include other attributes of God...like His patience with His people shows His faithfulness, or His continued love for His people even when they mess up shows His faithfulness, etc.

Give each kid a blank piece of paper and have them write the word... **FAITHFUL** down the left side of the paper. Then encourage them to work individually or with a partner to write words or phrases that help to define/ describe God's faithfulness for each letter.... (**Forever, Almighty, Infinite, Trustworthy.....**). Once kids have thought through some of these attributes of God, bring the group back together and lead them in a time of prayer with kids saying sentence prayers of praise based on what they wrote on their pages. Pray that yourself and the kids in your small group will grow to know God more and love Him more as they spend time reading and studying His Word. End the prayer by praying **Philippians 1:9-11** for the kids in your group (pray that they would grow in their knowledge of God so that they would see and understand that Jesus is the only way to be saved).

[HEART TO HEART] After praying with the kids, use the names of God on their pages as a tool to help you talk through the gospel with them. As you define different attributes of God, you can ask the kids if that word could be use about them. Help them to see that the Bible teaches us that God is holy (which means He is perfect and without sin- but it also means that He is set apart from the sin in the world), and that when we learn about God's holiness it should remind each of us that we are not holy. In Leviticus 19:2, we read that God is holy and that God calls His people to be holy, but the truth is that we cannot be holy on our own because we are sinners. So, Jesus came to earth. He lived a perfect/ sinless life. Then, Jesus died on the cross to take the punishment for our sin so that we can be forgiven and made clean and even holy in God's eyes. Read Philippians 2:5-11 as a reminder of the work that Jesus has done on our behalf.

4. 2x2 Balloon Relay (Memory verse)

WHAT YOU NEED: one set of verse balloons (different color) for each small group, Bibles

*** Before class prepare one set of balloons for each small group. To prepare the balloons, write a few words on each balloon (8-10) per group. And inflate the balloons

**** If you have 10 or less kids in your group, prepare 2 sets and plan on playing in 2 teams (even if the teams are only 1-2 children)

Remind the kids that this week is the first week of a new month (or a new unit) and that you have a new verse to learn together. Have one (or all) of the kids look up Psalm 27:1 and read it to the group as a whole. Talk briefly about what it means that God is our stronghold and how we need not fear because of Him.

Toss all the prepared balloons (for all the groups) into the middle of the room. Let them know which color is for each group.

Then, when you say go

LARGE CLASS OPTION:

2 people from each group at a time will go to the pile of balloons, pick up one of them and carry it back to the group together.... The only catch is that each time a different pair goes out the leader in charge of the game will call out a different way of carrying the balloons...back to back, forehead to forehead, elbow to head, etc. (the balloon needs to be between those 2 body parts).

SMALL CLASS OPTION:

1 person from each group goes to the pile of balloons, picks up one of them and carries it back to the group The only catch is that each time a balloon is picked up the leader in charge of the game will call out a different way of carrying the balloons...on your forehead, on one hand, kicking, etc.).

The game continues until groups have collected all of their balloons and then they must race to put the words in order before all groups say the verse together.

SAY: “Our new verse talks about how we can trust God as our salvation. It reminds us that God is bigger than all fears and that we don’t need to fear, even when it seems like we’re different from the world. The point we need to remember is that *[THE POINT] following Jesus means being different from the world* and there is nothing more different than the world than someone laying aside their own selfish desire to follow God by faith.”

Conclude with a brief prayer and review.



Take Home Page

More Faith/ Less Fear

Week One

Memory Verse: The LORD is my light and my salvation; whom shall I fear? The LORD is the stronghold of my life; of whom shall I be afraid? Psalm 27:1

Challenge Verse: Know therefore that the LORD your God is God, the faithful God who keeps covenant and steadfast love with those who love him and keep his commandments, to a thousand generations. Deuteronomy 7:9

Genesis 6-9 teaches us that following Jesus means being different from the world.

Day 1 - Read Hebrews 11:7 What does this one verse teach you about Noah's relationship with God. Look back at verses 4-6 and review the other examples of living by faith.

Day 2 - Read Genesis 6:1-10 Make a list of all the words used to describe "the world" in these verses. How was Noah different from the world?

Day 3 - Read Genesis 6:11-23 What was God's plan to deal with the world? How did Noah respond? Draw building plans for the ark (with all the measurements).

Day 4 - Read Genesis 7:1-8:22 Make a calendar to show when different things happened on the ark.

Day 5 - Read Genesis 9:1-17 What was the promise that God gave to Noah? Do people (we) deserve to be punished for our sin? (Romans 6:23)? Talk about what God did instead of punishing His people.

NOAH CHARADES

AS A FAMILY, TAKE TURNS ACTING OUT VARIOUS PARTS OF THE STORY OF GOD RESCUING NOAH AND HIS FAMILY FROM THE FLOOD. YOU CAN EITHER THINK OF A BUNCH OF SCENES OR ITEMS AND WRITE THEM ON CARDS FOR PEOPLE TO CHOOSE, OR JUST HAVE EACH PERSON THINK OF WHAT TO ACT OUT AND LET OTHERS GUESS.

**The LORD is
my light and my salvation;
whom shall I fear?**

The LORD is

**the stronghold of my life;
of whom shall I be afraid?**

Psalms 27:1

Act like Noah

**Noah walking
with God**

Act like Noah

**Noah listening
to God's
instructions
about how to
build the ark**

Act like Noah

**Noah
measuring how
big the ark was
supposed to be**

Act like Noah

**Noah nailing
boards
together to
make the ark**

Act like Noah

**Noah counting
the animals and
bringing them
into the ark**

Act like Noah

**Noah's
neighbors
laughing at
him**

Act like Noah

**Noah getting
all the animals
and his family
inside the ark**

Act like Noah

**Noah watching
as God closed
the door of the
ark**

Act like Noah


**Noah holding
his hand outside
to feel the first
drops of rain**

Act like Noah


**Noah praising
God for keeping
him and his
family safe**

Act like Noah


**Noah looking at the
rainbow in the sky and
hearing God promise
that He would never
again flood the whole
earth**




Know therefore that the Lord your God is God, the faithful God who keeps covenant and steadfast love with those who love him and keep his commandments, to a thousand generations, Deuteronomy 7:9




"Speak to all the congregation of the people of Israel and say to them, You shall be holy, for I the Lord your God am holy. Leviticus 19:2




Give thanks to the Lord, for he is good, for his steadfast love endures forever. Psalm 136:1




O Lord, how manifold are your works! In wisdom have you made them all; the earth is full of your creatures. Psalm 104:24




Deuteronomy 7:9



Leviticus 19:2



Psalms 136:1



Psalms 104:24

The LORD is my light

and my salvation;

whom shall I fear?

The LORD is the

stronghold of my life;

of whom

shall I be afraid?

Psalm 27:1

Act like Noah

**Genesis
6:9**

Act like Noah

**Noah listening
to God's
instructions
about how to
build the ark**

Act like Noah

**Genesis
6:15**

Act like Noah

**Noah nailing
boards
together to
make the ark**

Act like Noah

**Genesis
6:19-21**

Act like Noah

**Noah's
neighbors
laughing at
him**

Act like Noah

**Noah getting
all the animals
and his family
inside the ark**

Act like Noah

**Genesis
7:16**

Act like Noah

**Noah holding
his hand outside
to feel the first
drops of rain**

Act like Noah

**Genesis
8:20-21**

Act like Noah

**Noah looking at the
rainbow in the sky and
hearing God promise
that He would never
again flood the whole
earth**

Righteousness & the World

JOHN
15:18-19

Righteousness & the World

JAMES
4:4

Righteousness & the World

1 JOHN
2:15-17

Righteousness & the World

1 JOHN
3:13

Righteousness & the World

1 JOHN
5:19

Righteousness & the World

GALATIANS
1:10

Righteousness & the World

MATTHEW
6:24

A Promised Son: Isaac

Theme: More Faith/ Less Fear

Memory Verse: The LORD is my light and my salvation; whom shall I fear? The LORD is the stronghold of my life; of whom shall I be afraid? Psalm 27:1

Challenge Verse: “Jesus said to her, “I am the resurrection and the life. Whoever believes in me, though he die, yet shall he live, and everyone who lives and believes in me shall never die. Do you believe this?” John 11:25-26

Bible Story: Isaac - Hebrews 11:11-20 and Genesis 12, 15, 18, 21 & 22

The Point: Jesus is the promised One

Introduction – I Promise (5-8 minutes)

What you need: one blank piece of paper & one pencil

After talking briefly with the kids in your group about their week and what’s going on with them, talk with the them about promises....promises someone has made them, promises they’ve made to someone else, promises that have been kept and promises that have not been kept. Give kids all a chance to share their stories. Be prepared to share some examples of promises that you’ve kept and some that you did not keep.

Give them a few minutes to challenge each other to do some random things (especially with older boys you’ll need to keep the challenges in check)...ex: one kid challenges another kid to stand up and quack like a duck. If the challenged child wants to accept the challenge, they say...I promise I’ll stand up and quack like a duck. As soon as a promise is made, give that kid a chance to challenge someone else to do something. DON’T GIVE THE KIDS A CHANCE TO FOLLOW THROUGH ON THEIR CHALLENGES.

Make a note of what everyone has promised to do. For younger groups you may need to be prepared with some weird challenges and you be the one to issue all the challenges. Remind kids that they can say no...they should only promise to do it if they really plan on doing it.

SAY: “You guys just made some really random promises. I hope you’ll be able to keep them. *Let’s go to large group and hear about the One who always keeps all of His promises and some of the promises that He made to His people.*”

Large Group (25-35 minutes)

Welcome

“Good morning guys. I heard you guys making some really weird promises to each other earlier and I wanted to give you a chance to follow through on all of your promises. So, on the count of three, I want everyone to stand up and follow through on the promises you all made. (all at once – should be chaos)

Now, that was crazy, but I’m so glad that you all kept your promises, because this morning we’re going to talk about the fact that God ALWAYS keeps His promises. Can you guys say that with me this morning? ... God ALWAYS keeps His promises!”

Worship Time

“This morning we’re going to do something a little differently. Instead of singing 2 songs and then listening to a story, we’re going to hear part of the story, then sing, then more of the story and more singing, then the rest of the story. Make sure you pay attention so that you know when to stand up and sing and when to sit down and listen.”

Study God’s Word

Part One

“Can anyone tell me the story of the great promise that God made to Abraham? (pause for responses) If you read the story right before where we are this week, you’ll be introduced to Abraham and hear about a great promise God made Abraham and how he obeyed and followed God and believed that God would keep His promise even though he didn’t really understand how God was going to do what He said He would do. *(If you taught Faith over Fear, this was one of the lessons).*

Just to make sure we’re all on the same page, let’s review what that promise was. (**Read Genesis 12:2-3**). So, God promised (place word “**promise**” on the wall) an old man without any kids that He would make him into a great nation. Abraham had no clue how God was going to do this, but he still trusted God and waited patiently for God’s plan. Abraham followed God’s leadership, and time passed, and he still didn’t have a son.

Abraham still trusted God and believed in God’s plan, but he was starting to get a little confused, so he asked God to help him make sense of it. (read **Genesis 15:2-6** and place a few **stars** on the wall next to the word “promise”). Even though he didn’t have any kids yet, God promised that he would give Abraham as many kids as stars in the sky and Abraham believed that promise and trusted God and had faith in Him and His plan.”

Worship Time

"Let's stop our story for a minute to focus on God and remind each other of some of the things that we know to be true about God and remember that these were some of the same things that Abraham knew about God. Our first song reminds us that God is faithful. He always does what He says He will do. God keeps His promises."

Faithful God

Part Two

"For years, Abraham saw God as the faithful (add the word **faithful** to the wall) God and was amazed to see that God was constantly leading him. Abraham remembered the promise that God was going to make him into a great nation, but years had passed, and he and his wife Sarah still didn't have any children. Abraham was now almost 100 years old and Sarah was 90, and although it seemed impossible, Abraham believed God and had faith that He would give him a son.

Then one day God appeared to Abraham and reminded Abraham of His promise. God told Abraham that He would return in one year and Sarah would have a son. When Sarah heard this, she laughed because she thought she was too old to have a baby. God asked Abraham why Sarah laughed and then asked Abraham a very important question.... **'Is anything too hard for the Lord?' (Genesis 18:14)**. What do you guys think? Is anything too hard for God? No, God can do anything and isn't bound by human restrictions. Who can think of examples of things that God did that are impossible for people? (pause for responses & add **'nothing is impossible for God'** to the wall)

So, one year later, Genesis 21:1-2 says, 'Now the Lord was gracious to Sarah as He had said, and the Lord did for Sarah what He had promised. Sarah became pregnant (put **'baby'** on the wall) and bore a son to Abraham in his old age at the very time God had promised him.' (put the word **'keeps'** above the word **'promise'**). Abraham and Sarah named their son Isaac and they knew that he was part of the way that God was keeping His promise. They loved Isaac very much and they thanked God for always being faithful. They thanked God for keeping His Word and they praised God for always being good.

Worship Time

"Let's all stand up and praise God for His goodness"

God is G-O-O-D

Part Three

"So, Abraham and Sarah have seen God's goodness and His faithfulness, they've seen Him keep a promise that seemed impossible, and everything seemed to be going according to plan. Then something happened that they never imagined could happen. Abraham's faith was put to the test. (put word **'test'** on the wall). In Genesis 21 we read that God told Abraham to take Isaac to the top of a mountain and

sacrifice him as an offering to God. So, just like we read last week that Abraham packed up and moved when God told him to...he packed up the wood and fire, took Isaac with him and went to the mountain. When Isaac asked where the lamb for the sacrifice was, Abraham simply said that God would provide the lamb.

When they got to the top of the mountain, Abraham, still trusting God, arranged the wood, tied Isaac to the alter, and just at the at the last moment God told him not to hurt Isaac and they looked and God had provided a ram (put the word '**sacrifice**' on the wall) in the bushes for them to sacrifice instead.

As Abraham and Isaac worshipped God on that mountain and thanked Him for the perfect sacrifice, they had faith for what God would do in the future. They could look back and see God's faithfulness and they knew that he would continue to be faithful. As we look at this story, we should thank God for the ram He provided for Abraham's sacrifice, but even more we should thank Him for the perfect sacrifice (put the word '**perfect**' above the word sacrifice) that God provided when He sent Jesus to die in the place of you and me. Just at the right time, when the sin in all of our lives was leading us to the death that we all deserve to die, God stepped in and provided the perfect sacrifice....His Only Son, Jesus... the spotless lamb.

Worship Time

"Let's stand up and sing a song that reminds us that by trusting that Jesus died in our place that we can live with Him forever."

And Can It Be

Pray

"Dear God, thank you for Your love and faithfulness. Thank you that you always have a plan and that your plan is perfect. Thank you for giving Abraham the ram and thank You for sending Jesus as the perfect sacrifice. Help us to learn more today about what it means to follow You by faith. In Jesus name we pray, Amen."

Dismiss kids to small groups.

A Promised Son: Isaac

Small Group (30 - 40 minutes)

Younger group – ages 5-8

Before the Session:

- As Numerous at the Stars - per kid- one star page per kid and markers or pencils
- Promises Kept - Bibles, one set of “Promises Kept Memory Cards”
- Pass the Bible - Bible, one verse page

Fear Connection/ Discussion Ideas:

Ask kids in the group to tell you about impossible situations they’ve ever been in. *(if you are aware of issues of abuse or traumatic experiences in your group, tread lightly and be ready to shift gears in the conversation.)* Has anyone ever locked yourself in room and been scared you couldn’t get out? Has anyone gotten lost in a mall while shopping with your mom and been scared you’d never find her? Has anyone in your family gotten really sick or hurt and you were scared they wouldn’t get better? Talk about how it’s unlikely that any of us would be 90 years old and be promised that we’d have a baby, but we do have scary situations happen when we don’t know what’s going to happen. Explain that one thing we can learn from the story of Abraham is that when we are scared, we can trust in God. That doesn’t always mean that God will make things work out the way we want, but God will be with us in the scary situation.

1. As Numerous and the Stars (review)

WHAT YOU NEED: per kid- one star page per kid and markers or pencils

As kids get settled in after large group, have them remind you of the story they heard today in large group. Ask them to remind you what promise God made to Abraham and how God kept that promise. They should talk about the promise to be a great nation and the fulfillment being a son- Isaac. Remind the kids that God promised an old man who didn’t have any kids that he would be the father of a nation that would be more numerous than the stars in the sky.

Explain that you’re going to make something to help them remember this promise.

Give each kid one of the ‘star pages’ (use the page with some names printed for ages 4-6). Point out that the stars go from small to large. On the smallest star they should write **(writing on some will be done for 4-6 already)** Abraham...then Isaac on the next star....then they can think of people from the Bible to write on the others (leaving the biggest one blank). Depending on your group, you may want to have them go

in order as a preview for the next few weeks with Jacob, Joseph & maybe Moses, or let them choose who to write. On the biggest star they should write Jesus.

Talk about the fact that Abraham had faith that he would have a big family and God was faithful to give him Isaac, Jacob, Joseph and all of the people of Israel, but that Abraham also had faith in something bigger, something that he couldn't even imagine, that God would send His Only Son to rescue the world. Give them time to decorate their stars with pictures that will help them remember the story and talk about the Gospel while they work.

[HEART TO HEART] Use this time as a chance to remind the kids in your group of the truth of the Gospel, as a reminder of what Abraham had his faith in. Share the Gospel in your own words, making sure that kids understand the truth that God who is holy and eternal created a perfect world and people to glorify Him and be in a forever relationship with Him, but that people broke God's law and sinned against Him and instead of glorifying Him began to glorify themselves....and that because of sin no man could ever be good enough for God and instead we all deserve to die, but that while we were still sinners Jesus died in our place so that we can be forgiven and life forever with Him like we were created to in the first place.

If time allows, they can decorate the rest of the page with more stars and pictures and words to help them remember the things that you've been talking about. You could encourage them to write the words faith, promise, gospel, etc on their pages or references to verses like Romans 6:23 and Romans 5:8, or draw the story of Abraham and Isaac.

SAY: "Abraham was a man of faith. He believed God, he trusted God...he even believed and trusted God when what God was saying didn't make a lot of sense. Abraham believed God enough to follow Him to a new land, and Abraham believed God when He promised to make Abraham into a great nation...even though Abraham was an old man and he didn't have any kids yet. God promised Abraham a son who would become a great nation and God kept that promise with the birth of Isaac. Abraham saw that promise fulfilled. But, at the same time, Abraham lived by faith in a greater promise...a promise of a forever relationship with God...a promise of a great nation all following God by faith...a promise of the forgiveness of sin and the restoration of the relationship between God and man. Abraham lived by faith and put his hope in God. Abraham believed by faith in Jesus and he knew that ***[THE POINT] Jesus is the Promised One.*** That's why we wrote Jesus on the biggest of the stars on your page. Take your stars home with you and hang them up somewhere to help you remember that Jesus was the answer to God's promise to Abraham and Jesus is God's answer to everything~ He alone is the answer to our sin."

2. Promises Kept (Scripture Search)

WHAT YOU NEED: Bibles, one set of "Promises Kept Memory Cards"

Place the memory cards face down on the table or floor in your small group area. Have the kids turn the cards over 2 at a time and see if the cards match (*one should be a verse reference and the other the verse with the reference*). Once a match is made, the kid who found the match should look up the verse in the Bible (with your help if needed) and read them.

With non-readers, help them see if a match has been made and then read the verse to them.

Once all 6 matches have been made, pair the verses up to see how the verses were fulfilled. (Genesis 12:2 & 46:3, Genesis 15:5 & Exodus 1:8-9, and Genesis 18:10 & 21:1-2).

Help the kids to see that everything that God promised Abraham came true...some during his lifetime, some during the next few generations and ultimately through Jesus.

SAY: “God kept His promises to Abraham through the birth of Isaac and the next few generations, but God completely fulfilled His promise to Abraham not through the birth of a promised son, but through the death and resurrection of the Promised One, God’s Only Son. Because we can see that God kept His promises to Abraham to give him a son and make him a great nation, we can believe that God kept His promise to bless the whole world through Abraham and God did that through Jesus. We need to remember that *[THE POINT] Jesus is the Promised One.*”

3. Promises Kept (prayer)

WHAT YOU NEED: Nothing needed

After finishing the matching game, lead the kids in a time of praise. Praise God for being the **promise maker** and the **promise keeper**, thank Him for sending Jesus to keep His promises and ask Him to teach you and the kids in your group more about who He is and what it means to follow Him and trust in Him by faith. Give any kids who are willing to pray out loud a chance to pray before you close in prayer. Encourage kids who are praying to praise God for who He is or thank Him for something we see about Him in the Bible.

4. Pass the Bible (memory verse)

WHAT YOU NEED: Bible, one verse page

Have the kids sit in a circle and ask if any of the kids can quote this month’s memory verse (it was introduced last week). If so, have them quote it for the rest of the group. Then, start passing a Bible around the circle while the whole group is saying the verse. When you say the reference, the person holding the Bible holds on to it and then names an attribute of God (start with the ones in the verse – stronghold, light, salvation). Keep playing until the Bible has stopped several times....or until everyone has had a chance to name a truth about God.

SAY: “All of the things that you just said about God (and more) are true. This verse reminds us that we can trust God and don’t have to be afraid when we are with God. From this week’s story we are reminded that God is faithful and that through His faithfulness we can clearly see that *[THE POINT] Jesus is the Promised One*. Throughout the Old Testament, God made lots of promises to His people and he kept all those promises by sending Jesus.”

Conclude the session with a review and prayer.

A Promised Son: Isaac

Small Group (30 - 40 minutes)

Older group – ages 8-12

Before the Session:

- Promise, Fulfillment, Test - 6 large pieces of paper, one set of “Promise/ Fulfillment” cards, markers, Bibles
- Jesus is the Promised One - Bibles, Promises about/ Promises from worksheets, markers
- Promise Praise - worksheets from previous activity
- Add a Word - Bibles, optional page with verse written on it

Fear Connection/ Discussion Ideas:

Ask kids in the group to tell you about impossible situations they’ve ever been in. *(if you are aware of issues of abuse or traumatic experiences in your group, tread lightly and be ready to shift gears in the conversation.)* Has anyone ever locked yourself in room and been scared you couldn’t get out? Has anyone gotten lost in a mall while shopping with your mom and been scared you’d never find her? Has anyone in your family gotten really sick or hurt and you were scared they wouldn’t get better? Talk about how it’s unlikely that any of us would be 90 years old and be promised that we’d have a baby, but we do have scary situations happen when we don’t know what’s going to happen. Explain that one thing we can learn from the story of Abraham is that when we are scared, we can trust in God. That doesn’t always mean that God will make things work out the way we want, but God will be with us in the scary situation.

1. Promise, Fulfillment, Test (review & scripture search)

WHAT YOU NEED: 6 large pieces of paper, one set of “Promise/ Fulfillment” cards, markers, Bibles

*** Before class (or right at the start of class) tape the 6 pieces of paper up in 3 pairs of 2 pages each. Identify one pair as promise, one as fulfillment and one as test.*

When the kids come back after large group have them review the three parts of the story for you. Talk about the promise that God made to Abraham involving Isaac, how God fulfilled that promise and later how God tested Abraham’s faith. After the kids have reviewed the story for you point out the three posters and explain that as a group, you’re going to draw a mural (in 3 pieces) about God’s promises and this story.

Act like you’re just going to let them start drawing, then tell them there is a catch....show them the stack of verse cards and explain that they can only draw what the verse on their card indicates. Allow 2-3 kids

to be drawing at a time (depending on how crowded the murals get). Give kids about 1 minute to draw before letting the next few of kids start drawing. Remind them of the importance of carefully reading their verse(s) in order to correctly draw it on the mural. After your group has made its way through all of the verse cards, have the kids sit back and see their masterpiece and discuss why they drew what they did on the different parts.

SAY: “As we saw last week when we watched Abraham pack up and move when God told Him to, Abraham was a man of faith. He believed God, he trusted God...he even believed and trusted God when what God was saying didn’t make a lot of sense. Abraham believed God enough to follow Him to a new land, and Abraham believed God when He promised to make Abraham into a great nation...even though Abraham was an old man and he didn’t have any kids yet. *(flip back to Genesis 12 & 15 and read the promises that God made to Abraham)*. God promised Abraham a son who would become a great nation and God kept that promise with the birth of Isaac. Abraham saw that promise fulfilled. But, at the same time, Abraham lived by faith in a greater promise...in a promise of a forever relationship with God... in a promise of a great nation all following God by faith...in a promise of the forgiveness of sin and the restoration of the relationship between God and man. Abraham lived by faith and put his hope in God and **[THE POINT] Jesus who is the Promised One**. As great as it was to see Isaac born, Abraham knew that it would be even greater to live forever with God and he lived with the hope of what God would do through Jesus some day in the future.”

[HEART TO HEART] *As you go through the activity, use this time as a chance to remind the kids in your group of the truth of the Gospel, as a reminder of what Abraham had his faith in. Share the Gospel in your own words, making sure that kids understand the truth that God who is holy and eternal created a perfect world and people to glorify Him and be in a forever relationship with Him, but that people broke God’s law and sinned against Him and instead of glorifying Him began to glorify themselves....and that because of sin no man could ever be good enough for God and instead we all deserve to die, but that while we were still sinners Jesus died in our place so that we can be forgiven and live forever with Him like we were created to in the first place.*

2. Jesus is the Promised One (Scripture Search and application)

WHAT YOU NEED: Bibles, Promises about/ Promises from worksheets, markers

Ask kids to remind you how God kept His promises in today’s story (and/or in the life of Abraham). They should mention the birth of Isaac and they may mention the way that God was faithful to lead Abraham to a new land. Acknowledge that those are real fulfilled promises, but that the ultimate way that God kept His promises in the life of Abraham was through Jesus.

Divide the group into 2 teams and give each team a worksheet, at least one **Bible** and something to write with. Explain that as a team they’ll need to look up the verses and follow the clues to discover some of the promises about Jesus and the promises that Jesus made. Give teams time to work...helping them as they may need. Once both teams have finished, bring them back together and discuss a few of the verses and how Jesus fulfilled the promises of God.

SAY: “God kept one promise to Abraham through the birth of Isaac, but God completely fulfilled His promise to Abraham not through the birth of a promised son, but through the death and resurrection of the Promised One, God’s Only Son. What we see through these verses is that **[THE POINT] Jesus is the**

Promised One. Years before Jesus was sent to earth, Abraham walked with God by faith in what God would do through Jesus someday.”

[HEART TO HEART] As kids work on the worksheets, talk with them about the verses they are reading and how these verses can help them to better understand that they need a Savior and that Jesus is the promised One who came to earth to take away the sins of the world (John 1:29).

3. Promise Praise (prayer)

WHAT YOU NEED: worksheets from previous activity

After the worksheets are completed and you’ve gone through several of the verses discussing how Jesus fulfilled the promises of God in that verse, lead the kids in a time of praise. Praise God for being the promise maker and the promise keeper, thank Him for sending Jesus to keep His promises and ask Him to teach yourself and the kids in your group more about who He is and what it means to follow Him and trust in Him by faith. Give any kids who are willing to pray out loud a chance to pray before you close in prayer.

4. Add a Word (memory verse)

WHAT YOU NEED: Bibles, optional page with verse written on it

As this is the 2nd week of the unit, many of the kids in your group will have learned it by this point. Use this time and activity to cement the words of the verse in their minds and help them to meditate on the truths of this verse. Have the kids sit in a circle. Explain that you’re going to go around the circle saying the whole verse and adding in other attributes of God each time, all the while remembering that the people before you said.... *Example... you’ll say the verse correctly, the next kid says the verse, but when he gets to salvation, he says salvation and good, the next kids my salvation and good and loving, before finishing the verse.* Try to make it all the way around the circle with everyone remembering and saying the verse as well as remembering the other attributes of God mentioned by the other kids in the group. By the end, your verse could say something like this:

The LORD is my light and my salvation and good and loving and faithful and wise and trustworthy and righteous and awesome; whom shall I fear? The LORD is the stronghold of my life; of whom shall I be afraid? Psalm 27:1

SAY: “All of the things that you just said about God (and more) are true. From this week’s story and from our memory verse we are reminded that God’s faithfulness and His “*trustworthiness*” are the foundation of who He is and that through His faithfulness we can clearly see that ***[THE POINT]*** ***Jesus is the Promised One.*** Throughout the Old Testament, god made lots of promises to His people and he kept all those promises by sending Jesus.”

Conclude with a brief prayer and review of the truth of the gospel.



Take Home Page A Promised Son Week Two

Memory Verse: The LORD is my light and my salvation; whom shall I fear? The LORD is the stronghold of my life; of whom shall I be afraid? Psalm 27:1

Challenge Verse: “Jesus said to her, ‘I am the resurrection and the life. He who believes in me will live, even though he dies; and whoever lives and believes in me will never die.’” John 11:25-26

Genesis 12-22 teach us that Jesus is the Promised One.

Day 1 - Read Hebrews 11:11-12 & 17-19 How did Abraham show his faith in God in these 2 accounts? Look back at Hebrews 11:1 and review the definition of faith.

Day 2 - Read Genesis 15 In Genesis 12, God took Abram from his home and led him to a new land and Abram followed by faith. God had promised Abram that he would be the father of many nations, but he still didn't have any kids and Abram was starting to worry. Compare this 2nd promise from God to the 1st one in Genesis 12.

Day 3 - Read Genesis 18:1-15 What does this story teach us about God's faithfulness? Abraham & Sarah waited for a long time for their promised son, but the wait was just beginning for "The Promised Son".... read Isaiah 9:6-7. Who is this Son?

Day 4 - Read Genesis 22:1-18 God gave the promised son (Isaac) and then tested Abraham's faith. How did Abraham respond?


Day 5 - Read Romans 8:28-39 God spared Abraham's son (Isaac). Who did He not spare and why not? According to our challenge verse for the week, what will God give to those who believe in His Son?

PASS THE BIBLE: LEARN THE VERSE

SIT IN A CIRCLE AS A FAMILY. READ/SAY THIS MONTH'S MEMORY VERSE. THEN, START PASSING A BIBLE AROUND THE CIRCLE WHILE EVERYONE SAYS THE VERSE. WHEN YOU SAY THE REFERENCE, THE PERSON HOLDING THE BIBLE HOLDS ON TO IT AND THEN NAMES ANOTHER ATTRIBUTE OF GOD (OTHER THAN LIGHT, SALVATION & STRONGHOLD). KEEP PLAYING AND ADDING ON TRUTHS ABOUT GOD, REMEMBERING THE ONES THAT WERE SAID BEFORE.

PROMISE

天 臣 臣 臣 臣



FANTASTIC

FMST


**Nothing is
Impossible
for God**

Seit 1971

பெரிய
காசம்
பெரிய
காசம்
பெரிய
காசம்



BABY





And I will make of
you a great nation,
and I will bless
you and make
your name great,
so that you will be
a blessing.

Genesis 12:2

**Genesis
12:2**

And he brought him
outside and said, "Look
toward heaven, and
number the stars, if you
are able to number
them." Then he said to
him, "So shall your
offspring be."

Genesis 15:5

**Genesis
15:5**

The Lord said, "I will
surely return to you
about this time next
year, and Sarah your
wife shall have a son."

And Sarah was
listening at the tent
door behind him.

Genesis 18:10

**Genesis
18:10**

Then he said, "I am God, the God of your father. Do not be afraid to go down to Egypt, for there I will make you into a great nation.

Genesis 46:3

Genesis 46:3

Now there arose a new king over Egypt, who did not know Joseph. 9 And he said to his people, "Behold, the people of Israel are too many and too mighty for us.

Exodus 1:8-9

Exodus 1:8-9

The Lord visited Sarah as he had said, and the Lord did to Sarah as he had promised. And Sarah conceived and bore Abraham a son in his old age at the time of which God had spoken to him.

Genesis 21:1-2

Genesis 21:1-2

**The LORD is
my light and
my salvation;
whom shall I fear?
The LORD is the
stronghold
of my life;
of whom shall
I be afraid?
Psalm 27:1**

The LORD is
my light and
my salvation;
whom shall I fear?
The LORD is the
stronghold
of my life;
of whom shall
I be afraid?
Psalm 27:1

PROMISE/ FULFILLMENT

Genesis
12:2

PROMISE/ FULFILLMENT

Genesis
15:1

PROMISE/ FULFILLMENT

Genesis
15:5

PROMISE/ FULFILLMENT

Genesis
15:13-14

PROMISE/ FULFILLMENT

Genesis
18:1-2

PROMISE/ FULFILLMENT

Genesis
21:1

PROMISE/ FULFILLMENT

Genesis
18:10-14

PROMISE/ FULFILLMENT

Genesis
21:2

PROMISE/ FULFILLMENT

Genesis
21:3

PROMISE/ FULFILLMENT

Genesis
21:5

PROMISE/ FULFILLMENT

Genesis
22:1-2

PROMISE/ FULFILLMENT

Genesis
22:6-8

PROMISE/ FULFILLMENT

Genesis
22:9-10

PROMISE/ FULFILLMENT

Genesis
22:11-14

Promises About Jesus

Match the clue/ verse with a word on the right
to reveal promises made about Jesus

Isaiah 9:6
? God

SON

Micah 5:2
Where Jesus would be born

PEACE

Isaiah 9:6
Prince of ?

Everlasting

Isaiah 53:12
He makes intercessor for ?

MIGHTY

Isaiah 9:6
A _____ is given

Transgressors

Isaiah 53:7
animal mentioned

Lamb

Isaiah 9:6
? Father

Bethlehem

Promises From Jesus

Match the clue/ verse with a word on the right
to reveal promises made by Jesus

Matthew 6:14
God will ???

HELPER

Matthew 11:28-29
Jesus will give ??

FORGIVE

John 14:16
God will give a ??

These Things

John 14:16
The Helper will be with us ????

REST

John 14:3
Jesus is preparing a ??? for His people

Place

Matthew 6:31-33
The Father knows what we ???

Need

Luke 12:31
??? will be added to you

Forever

Eeny, Meenie, Miney, Moe: Jacob & Esau

Theme: Faith Over Fear

Memory Verse: The LORD is my light and my salvation; whom shall I fear? The LORD is the stronghold of my life; of whom shall I be afraid? Psalm 27:1

Challenge Verse: “For he says to Moses, ‘I will have mercy on whom I have mercy, and I will have compassion on whom I have compassion.’” Romans 9:15

Bible Story: Jacob & Esau - Hebrews 11:10-21 & Genesis 25-27

The Point: God chooses His people

Introduction – Eeny, Meenie, Miney, Moe(5-8 minutes)

WHAT YOU NEED: nothing needed

Talk with the kids in your group about some of the things that you are chosen for....sports teams, parts in a play, who will be it in a game, who will do certain chores, etc.

Use the rest of the time to choose kids using different ways that kids use to pick teams or choose who will be it.... Eeny, meenie, miney, moe.... Hot potato... rock, paper, scissors.... Number off.... etc. *The kids in your groups may have favorite ways of picking kids, but you should be prepared with some of your own.*

Play for as long as you have time before large group.

SAY: “Having to choose who will be it or who will be on who’s team is something that we’ve all had to do at one point or another. **Let’s go to large group and hear about someone who was chosen by God and what it means to be chosen by God.**”

Large Group (25-35 minutes)

Welcome – Choose Me

“Good morning guys. As we got started this morning, we were talking about choosing people for different things. Let’s take a few minutes to make a list of things people get chosen for and who does the choosing”..... (president- elected by the country, football team- chosen by the coach....etc)..... as you put things on the list, you might want to comment on why they were chosen- because they are a good leader, because people like them, because they can kick a ball, etc.....

Worship Time

“When we get to our story this morning we’re going to talk about someone who was chosen and why he was chosen, but before we get to that, let’s remember where we are in God’s story and take some time to worship God and put Him first this morning.

Last week we saw God give an old man and an old woman a baby boy, and reading on in the Bible, we see God provide a ram at just the right moment to save Isaac as a reminder that at just the right time God would provide Jesus as the perfect sacrifice for our sins, to save His people. Those are 2 pretty amazing examples of God’s grace. When we say that God is gracious, we’re saying that He gives us what we don’t deserve and that He doesn’t give us what we do deserve. Let’s stand up and sing a song that reminds us of that truth.”

Grace

Another thing that Abraham knew about God is that there is no one like Him. The Bible tells us that God is holy, and we are sinful. God is eternal and we are finite. God all powerful and we are weak. In those ways and so many other ways, God is set apart from us and the last thing that any of us deserve is His love and grace. Let’s sing a song that reminds us of that truth.

Who is Like You?

Study God’s Word

“Our story for this week picks up when Isaac is all grown up. He grew up, married a woman named Rebekah. They were married for 20 years before she had any children and Isaac prayed and asked God to give him a child. Finally, Rebekah got pregnant. She was pregnant with twins and she could feel the babies struggling inside of her. So, she asked God why this was happening, and God responded by telling her that her babies would be the fathers of two nations that would struggle against each other and that the younger one would serve the older one.

You have to understand that in those days, the oldest was the most important and if anyone was going to do any serving it would be the youngest one, not the oldest one, so I’m sure this seemed like a pretty weird thing for God to tell Rebekah.

On the day the babies were born, it was twin boys. The oldest boy’s name was Esau and the youngest boys’ name was Jacob. I’m sure that as Isaac and Rebekah raised these two little boys, they remembered what God had said about them and wondered exactly what God had been talking about.

When the boys were grown and Isaac was an old man, he called Esau in to give him a blessing. This was something that a father in those days would do for his oldest son before he died. When Isaac called Esau in, he asked him to take his bow and arrow and go get an animal and come back and cook him some meat and then he would give Esau his blessing.

Rebekah heard this conversation between Isaac and Esau and she always loved Jacob more and wanted Jacob to get Isaac's blessing instead. So, while Esau was out hunting, Rebekah cooked some food and made some hairy clothes for Jacob and sent him in to see his father Isaac.

Isaac was old and couldn't see well, so when Jacob walked into the tent, he asked who was there. Jacob lied and said he was Esau. At first Isaac wasn't sure, but when Jacob came closer and Isaac could smell the food and could feel the hair on his arms, he believed that it really was Esau. So, Isaac gave Esau's blessing to Jacob. Let's read that blessing from Genesis 27:28-29. Isaac's blessing was that Jacob (who he thought was Esau) would always have plenty and that his brothers would serve him. Does that sound familiar to anyone? That's what God told Rebekah before the boys were even born.

Right after Isaac gave Jacob his blessing, Esau came back from the field to receive his blessing only to discover that Jacob had stolen his blessing. When Esau asked his father for another blessing, Isaac responded by saying that Esau would have to struggle to live and wouldn't always have what he needed and that he would serve his brother.

This story is a reminder to us of how God chooses people for His purposes. God chose Abraham to follow Him by faith, God chose Noah to walk by faith and be part of God's plan to basically start the world over, and in this story, we saw that God chose Jacob over Esau.

I think we need to look to the New Testament to see if we can make sense of this story and why Esau would serve Jacob and why Jacob would be the one that would be included in Abraham's family line instead. Let's look at **Romans 9:10-17**. In these verses, Paul is trying to explain to the people in Rome that just because you're a descendant of Abraham it doesn't mean that you're saved.....that the only ones who are saved are those who God chooses. Let's read the verses...

10 Not only that, but Rebekah's children had one and the same father, our father Isaac. 11 Yet, before the twins were born or had done anything good or bad—in order that God's purpose in election might stand: 12 not by works but by him who calls—she was told, "The older will serve the younger." 13 Just as it is written: "Jacob I loved, but Esau I hated." 14 What then shall we say? Is God unjust? Not at all! 15 For he says to Moses, "I will have mercy on whom I have mercy, and I will have compassion on whom I have compassion." 16 It does not, therefore, depend on man's desire or effort, but on God's mercy.

Those verses help us make sense of this story about Jacob & Esau. They tell us that God chose Jacob over Esau because God chose Jacob. God chose Jacob before he was born and before he had a chance to do anything good or bad. In fact, Jacob turned out to be sneaky and lied to his family to get his way, and God knew that, but who Jacob was or what Jacob would do had nothing to do with why God chose him. Let's look back at verse 15 & 16 that we just read. God says that He will have compassion on who He has compassion. That reminds us that God is in charge and He can do whatever He pleases.

Jacob wasn't chosen because he was the better son. He lied and cheated his brother. He wasn't chosen because he was perfect...the Bible tells us there is no one perfect except Jesus. No, Jacob wasn't chosen because of anything that he had done, or would do, Jacob was chosen because God chose him. And that's the truth that we see over and over in the Bible. The Bible tells us in **Romans 3:23** that none of us are good enough for God and that we have all sinned against God. The Bible also tells us in **Ephesians 2:8-9** that salvation is a free gift from God and that we can't do anything to earn it.

As you go to your small groups today, you'll have a chance to think about this story a little bit more and to think and talk about what it means to be chosen by God. Before we go to our small groups, let's sing a song that reminds us that we all need a Savior and that Jesus is that Might Savior.

Mighty Mighty Savior

Pray

"Dear God, thank you for Your love and faithfulness. Thank you that you always have a plan and that your plan is perfect. Thank you for showing us from Your Word that there is nothing we can do on our own to be chosen by You, but that it is a free gift from You. Help us to learn more today about what it means to follow You by faith. In Jesus name we pray, Amen."

Dismiss kids to small groups.

Eeny, Meenie, Miney, Moe: Jacob & Esau

Small Group (30 - 40 minutes)

Younger group – ages 5-8

Before the Session:

- Who Do You Feel? - a pillowcase brought from home filled with 8-10 items for the kids to feel and guess what they are (try to confuse them by putting in a few confusing items), a set of “story cards” to be added to the bag
- Verse Tent - one set of verse strips per kid, one blank page per kid, Bibles
- Duck, Duck, Praise - “attributes of God” cards
- Pick a Word, Any Word - one set of verse words, one verse page, a Bible, something to pass the verse words around in (a hat, a bowl, a box lid, etc.)

Fear Connection/ Discussion Ideas:

Take some time to talk with the kids about times they may be afraid of being left out or not chosen for something. Ask kids to share times when they weren’t invited to a party or event or when they weren’t chosen to do something (be the line leader at school, the soccer team captain, student council, etc.). Ask kids how they felt when that happened, or how they felt when they saw something else not be chosen. Acknowledge this is a valid fear and ask what they can do next time they feel this fear. Remind kids of our memory verse and how we can always turn to God when we are afraid.

1. Who do You Feel? (review)

WHAT YOU NEED: a pillowcase brought from home filled with 8-10 items for the kids to feel and guess what they are (try to confuse them by putting in a few confusing items), a set of “story cards” to be added to the bag

After large group, ask kids to remind you how Jacob tricked his father into thinking he was Esau (*he covered himself in animal hair... so that he felt like his brother*).

Show your group the bag you brought with you and explain that one at a time you want them to put one hand in the bag, feel around and guess what one thing is and then pull it out. The last few items in the bag should be the story cards (claiming to have a piece of paper isn’t a good enough guess to pull it out).

Then, they should pull the story cards out one at a time and read the words on the card and discuss what they had to do with the story. As the kids review the story for you, remind them that even though Jacob

tricked Isaac to get his dad's blessing that God had actually chosen Jacob over Esau before they were born.

With non-readers, read the word for them and ask if they remember hearing that word in the story today.

After reviewing the story using the individual cards, work together as a group to put the story in order. Make sure to focus on the truths that this story teaches us about God. God is **sovereign** over all things, God has a plan for His people, God chooses His people, etc.

SAY: "This morning we've seen that **[THE POINT] God chooses His people**. That was true years ago during the time of Abraham, Isaac and Jacob and its equally true today. God doesn't choose people because of any good in them, because the Bible tells us in **Romans 3** that there is no one that is good enough for God. Instead, just like God chose Jacob over Esau, God chooses sinners and gives them the free gift of salvation through Jesus' death in the place of sinners, out of His great mercy and love."

***[HEART TO HEART]** Take a minute to take through the some of the truths that this story points to with the kids in your group. Remind them of what we heard in large group. We are all sinners who need to be saved and that there is nothing we can do on our own to be saved, but that salvation is a free gift from God through Jesus.*

God's purpose in election is clear in this story. There is nothing that either Jacob or Esau (or anyone for that matter) did to deserve to be chosen, but God chose Jacob over Esau because God chose Jacob. Reread Romans 9:10-17 and discuss it again with your group. Point out how the passage asks if God is unjust. Ask the kids in the group what the just (right) thing would be. Have someone read Romans 6:23 to answer that question. remind the group that the just thing would be for God to punish everyone because we are all sinners, but (as Romans 5:8 tells us), because of His love for His people Jesus died on the cross and took the punishment we deserve, so that His people (those He chooses will live with Him forever).

****If someone asks about the fairness of some people not being chosen, remind them that none of us deserve to be chosen and that by choosing to save some people, God is glorified. And, help them to see that God isn't 'not choosing' people who want to be with God, because on our own no one wants to follow God.*

2. Verse Tent (Scripture Search)

WHAT YOU NEED: one set of verse strips per kid, one blank page per kid, Bibles

Before class, take one of the sets of verse strips and glue them on a piece of paper in the shape of a simple tent (basically a triangle).

Show the kids in your group the tent you made with the verse strips and have them think about how a tent could remind them of this week's lesson...Isaac's family lived in a tent, Jacob brought Isaac's food into the tent pretending to be Esau, etc.

Ask someone to choose one of their verses and read it to the group (or you read it to them if you have non-readers). After reading that verse, kids can choose that same verse from their set of verses and glue

it onto the page while you talk about what that verse tells us about God and the people He has chosen for Himself. Continue until all of the verses have been read and all the kids have made a tent out of the verses. Once all the verses are glued onto their pages, they can decorate the rest of their page with words that remind them of the story or the verses....or draw the story.

SAY: “This morning we’re talking about the truth that *[THE POINT] God chooses His people*. Ephesians 1:4 says that before the creation of the world, God chose the people that he would save. God can do this, because He alone is God! He alone created all people and all people belong to Him. No one deserves to be saved. Because we’ve all sinned, everyone deserves to be punished for their sins. But salvation is a gift from God to those He has chosen. Salvation isn’t something that can be earned, and it is never deserved...it is God’s free gift and He can give the gift of salvation to whomever He chooses. Take your tent home with you and use it to remind you that God chooses people to follow Him, just like in today’s story He chose Jacob over Esau.”

3. Duck, Duck, Praise (Prayer)

WHAT YOU NEED: “attributes of God” cards

Ask the kids in your group to remind you of the story and anything that they think the story teaches us about who God is. Go through the attributes of God cards that will be provided and think of how God showed Himself to be that attribute in the story today. Then, have the kids remind you of what a praise prayer is...a praise prayer is telling God something that is true about God....**God you are awesome!** Explain that you’re going to play a game to help us praise God. Have the kids sit in a circle like they would to play “Duck, Duck Goose.” You (or one of the kids) will walk around the circle patting kids on the head and saying “duck.” When you pat someone on the head and say “praise,” they should stand up and say a sentence prayer of praise using one of the attributes of God you just talked about.

*** For ages 4-5 - it might help your group for you to hold up the card with the word on it and say it for them, so all they have to do is stand up and say, “God you are (fill in the blank).”

Remind kids that God loves to hear us praise His name and tell him and others just how great and awesome He is.

4. Pick a Word, Any Word (memory verse)

WHAT YOU NEED: one set of verse words, one verse page, a Bible, something to pass the verse words around in (a hat, a bowl, a box lid, etc.)

Ask if anyone can remember this month’s memory verse and if so have them say it for the rest of the group. Then, explain that you’re going to play a game to see how well they’ve learned the verse. Pass the container with verse words around the circle while humming or whistling. When you stop, whoever is holding the container should choose a card and show it to the group and all together you’ll say the verse up to that point.... Example: salvation... “The Lord is my light and my salvation...”. Hopefully after a few rounds you’ll be able to put away the verse page as most of the kids should have the verse fairly well memorized.

SAY: “Today we talked about the truth that *[THE POINT] God chooses His people* as we saw how God chose Jacob over Esau. Our verse for the month reminds us that God is the salvation and stronghold of His people. As we think about this verse and the story together, we can remember that God saves His people and that if we are part of God’s family, we can always trust Him and run to Him when we are scared.”

Conclude the session with a review and prayer.

If you need some time fillers at the end of the session...

- Have kids draw a picture of the story
- Have kids act out different parts of the story
- Play Duck, Duck, Goose to remind the kids of the praise activity you already did

Eeny, Meenie, Miney, Moe: Jacob & Esau

Small Group (30 - 40 minutes)

Older group – ages 8-12

Before the Session:

- Master of Disguises - (optional... some items that would help you identify who someone is- a stethoscope for a doctor, a pot & spoon for a cook, etc.....bring these items from home, or prepare pictures and bring them in), one set of “who’s who” cards, pencils/ markers, Bibles
- Choose One - one set of verse paraphrase cards, one set of reference cards, Bibles, tape, (optional: a hat or bag to pass the verse slips in)
- Are You It? - one “prayer card” per kid (need to prepare these before class), one world map per group (a small one is in the materials, if you have a more detailed one please bring it from home)
- Pick a Letter, Any Letter - several pages of letters, 2 pieces of blank paper, scissors, glue and Bibles

Fear Connection/ Discussion Ideas:

Take some time to talk with the kids about times they may be afraid of being left out or not chosen for something. Ask kids to share times when they weren’t invited to a party or event or when they weren’t chosen to do something (be the line leader at school, the soccer team captain, student council, etc.). Ask kids how they felt when that happened, or how they felt when they saw something else not be chosen. Acknowledge this is a valid fear and ask what they can do next time they feel this fear. Remind kids of our memory verse and how we can always turn to God when we are afraid.

1. Master of Disguises (review)

WHAT YOU NEED: (optional... some items that would help you identify who someone is- a stethoscope for a doctor, a pot & spoon for a cook, etc.....bring these items from home, or prepare pictures and bring them in), one set of “who’s who” cards, pencils/ markers, Bibles

As kids settle down from large group, start talking about how you identify who someone is. Name some items or smells and have the group identify who that person might be (if you brought in items show them to discuss)...example: a man dressed in blue driving a black & white car- a policeman, a woman dressed in pink scrubs- a nurse, a man who smells like fish- a fisherman, etc. Have kids come up with other items or smells that would identify someone for the rest of the group to guess. After going through a few just for

laughs, have the kids review the story and how Isaac thought he was talking to Esau because of his smell and hairy arms.

Divide your group into 4 teams and assign each team one of the “who’s who” cards. Explain that they’ll need to read the verses to figure out who their character is and then answer the questions about their character to be able to introduce them to the rest of the group.

If you have a small class, have kids work on these individually, or all work together as one group.

Give teams time to work, then pull the whole group together to introduce their characters and talk about who the person was in the story. Use this time to review the story focusing on the fact that even though Jacob tricked Isaac, Jacob was still the one chosen by God which reminds us that God doesn’t choose people based on who they are or what they do, but based on who He is....He chooses people who don’t deserve to be chosen to bring Himself glory. Remind kids that no one deserves to be chosen, but that being chosen by God is a free gift that cannot be earned (have someone read Ephesians 2:8-9).

[HEART TO HEART] Read Ephesians 1:3-8 to the group and use those verses to present the Gospel, focusing in on being chosen by God and adopted as a son. Some of the words that come up in those verses are... predestined, adopted, redemption & forgiveness. You should be prepared to give an explanation of these words. You can either simply discuss them in your own words or bring in a Bible dictionary to help you define the words. There is also a definition list in the material files that you may find useful.

SAY: “This morning we’ve seen that **[THE POINT] God chooses His people.** That was true years ago during the time of Abraham, Isaac and Jacob and its equally true today. God doesn’t choose people because of any good in them, because Romans 3:10-12 & 18 (have one of the kids read it) says that no one is good righteous, or good enough for God, no one does good and no one fears God. Instead, just like God chose Jacob over Esau, God chooses sinners and gives them the free gift of salvation through Jesus’ death in the place of sinners, out of His great mercy and love.”

[HEART TO HEART] Take a minute to take through the some of the truths that this story points to with the kids in your group. Remind them of what we heard in large group. We are all sinners who need to be saved and that there is nothing we can do on our own to be saved, but that salvation is a free gift from God through Jesus.

God’s purpose in election is clear in this story. There is nothing that either Jacob or Esau (or anyone for that matter) did to deserve to be chosen, but God chose Jacob over Esau because God chose Jacob. Reread Romans 9:10-17 and discuss it again with your group. Point out how the passage asks if God is unjust. Ask the kids in the group what the just (right) thing would be. Have someone read Romans 6:23 to answer that question. remind the group that the just thing would be for God to punish everyone because we are all sinners, but (as Romans 5:8 tells us), because of His love for His people Jesus died on the cross and took the punishment we deserve, so that His people (those He chooses will live with Him forever).

****If someone asks about the fairness of some people not being chosen, remind them that none of us deserve to be chosen and that by choosing to save some people, God is glorified.*

2. Choose One (Scripture Search)

WHAT YOU NEED: one set of verse paraphrase cards, one set of reference cards, Bibles, tape, (optional: a hat or bag to pass the verse slips in)

Before class tape the reference cards on the wall in your small group area. Make Bibles available to those kids who don't have one and have the tape readily available.

Pass the verse slips around your small group area saying, "choose one, any one." Tell kids that their verse slip matches one of the references on the wall and they need to look up all of the references until they find their match. When they think they've found a match they should tape their verse slip on the wall next to the reference card. Once all of the matches have been made, talk through a few of the verses focusing in on who God choose and why God chooses them (for His glory, not because of anything that the people being chosen did).

SAY: "This morning we're talking about the truth that *[THE POINT] God chooses His people*. Ephesians 1:4 says that before the creation of the world, God chose the people that he would save. God can do this, because He alone is God! He alone created all people and all people belong to Him. No one deserves to be saved. Because we've all sinned, everyone deserves to be punished for their sins. But salvation is a gift from God to those He has chosen. Salvation isn't something that can be earned, and it is never deserved...it is God's free gift and He can give the gift of salvation to whomever He chooses."

3. Are You It? (Prayer)

WHAT YOU NEED: one "prayer card" per kid, one world map per group (a small one will be provided, if you have a more detailed one please bring it from home)

***people group prayer will need to be prepared before class - cards can be downloaded from www.joshuaproject.net

Remind the kids in your group of what you've been talking about today about God choosing people for Himself, not because of anything they have ever done or will ever do, but simply because He is God and He made people and He can bring glory to His name by choosing people who are sinners and as far away from Him as possible and giving them the gift of life through Jesus Christ.

Have one of the kids in the group read either Matthew 28:19-20 or Mark 16:15. Talk about Jesus' final instruction to His disciples....He told them that He has chosen people for Himself all over the world and that His followers should go and tell people about Him because He has chosen people from every tribe and language (Revelation 7:9). Inform the kids that all around the world are people who have never heard the good news of Jesus, and that many of those people live right here in Dubai. Give each kid one or more of the unreached people group prayer cards.

Have the kids look at their cards and find where their people group lives on the map. Put a mark on the map where each people group lives and notice how Dubai is right in the middle of many of these people groups. Choose one of the cards and lead the kids in your group in a prayer for that group that the people in that group would come to know God through Jesus. If the kids in your group seem interested, encourage each of them to pray for the people group on their card.

Once you've finished praying, encourage kids to take their cards home with them and put them somewhere they see often (a mirror, the fridge, etc.) and to pray every time they see the card that these people would hear the good news of Jesus.

4. Pick a Letter, Any Letter (memory verse)

WHAT YOU NEED: several pages of letters, 2 pieces of blank paper, scissors, glue and Bibles

Ask the kids to quote this month's memory verse for you. Most of the kids should know the verse by this point since they've been working on it for 3 weeks already. If some of the kids don't know the verse yet, use it as an opportunity to look up the verse and read it together as a group.

Divide the kids into two groups and give each group a piece of paper and some letter pages. Explain that as a group (working from memory) they should write the verse out by choosing letters, cutting them out and gluing them on the page (kind of the style that you would see a ransom note on TV written in). Encourage them to work as a team. If you want you can make a competition out of this activity by having the 2 teams compete, or you can have each kid choose a handful of letters and have them glue their letters on as they work through the verse as a team.

Once both teams have finished the verse, say the verse together as a team one more time.

SAY: "Today we talked about the truth that *[THE POINT] God chooses His people* as we saw how God chose Jacob over Esau. Our verse for the month reminds us that God is faithful. We saw last week that He was faithful to Abraham by keeping His promise and we saw today how He was faithful to Isaac and Jacob by keeping His Word and fulfilling what He said about Jacob before he was born."

Conclude with a brief prayer and review.



Take Home Page

Eeny, Meenie, Miney, Moe: Jacob & Esau Week Three

Memory Verse: The LORD is my light and my salvation; whom shall I fear? The LORD is the stronghold of my life; of whom shall I be afraid? Psalm 27:1

Challenge Verse: “For he says to Moses, ‘I will have mercy on whom I have mercy, and I will have compassion on whom I have compassion.’” Romans 9:15

Genesis 25 & 27 teach us that God chooses His people

Day 1 - Read Genesis 25:19-26 For days 1-3 of this week, work together as a family to make a mural of Jacob and Esau’s story. Add to the picture each day. Discuss what God said to Rebekah and how this shows us that God chooses His people.

Day 2 - Read Genesis 25:27-34 Add to the mural. How do we see God’s words starting to be fulfilled in this story? What is a birthright and what happened to Esau’s birthright?

Day 3 - Read Genesis 27:1-40 Add to the mural. Compare Isaac’s blessing for Jacob (who he thought was Esau) with what God told Rebekah before the boys were born. How do you see God’s sovereignty at work in this passage?

Day 4 - Read Romans 9:10-18 These verses help us to make sense of the story of Jacob and Esau. Write verse 16 on your mural and talk about how this helps us to see that salvation is completely a work of God and never something we can do on our own.

Day 5 - Read Ephesians 1:3-10 This passage talks about how God saves His people through Jesus and how His plan to save His people began before the creation of the world. What is the big word in this passage that means that God chooses His people?

TALK ABOUT IT

TAKE TIME AS A FAMILY TO DISCUSS THE STORY OF JACOB AND ESAU. WITH YOUNGER KIDS YOU MAY WANT TO ACT IT OUT OR DRAW IT. BE SURE TO TALK ABOUT THE DIFFERENT PEOPLE IN THE STORY AND HOW THEY RESPONDED TO GOD AND HOW GOD RESPONDED TO THEM.

Isaac

Rebekah

Jacob

Esau

Food

Blessing

Hairy

Trick

1 Peter 2:9

Colossians 3:12

Ephesians 1:11

Ephesians 1:4-5

Psalm 105:6

1 Peter 2:9

Colossians 3:12

Ephesians 1:11

Ephesians 1:4-5

Psalm 105:6

1 Peter 2:9

Colossians 3:12

Ephesians 1:11

Ephesians 1:4-5

Psalm 105:6

GOD IS...

Faithful

GOD...

**Keeps
His Word**

GOD IS...

Loving

GOD...

**Has a
Plan**

GOD IS...

Caring

GOD...

**Chooses
People**

**The LORD is
my light and
my salvation;
whom shall I fear?
The LORD is the
stronghold
of my life;
of whom shall
I be afraid?
Psalm 27:1**

The	LORD
is	my
light	and
my	salvation;
whom	shall
I	fear?
The	LORD
is	the
stronghold	of
my	life;
of	whom

shall	I
be	afraid?
Psalm 27:1	

BIG BIBLE WORD DEFINITIONS

- Adoption - Becoming part of God's family through faith in Jesus and being given the right to be called a child of God.
- Conversion - Repentance + faith..... knowing that you are a sinner & turning to Jesus by faith that He alone can save you.
- Election - God's sovereign act of choosing His people, for salvation, before the creation of the world.
- Faith - Belief and trust in God.
- Glorification - Being made completely righteous and holy like Jesus, in heaven.
- Justification - Being made right with God through faith in Jesus.
- Regeneration - Being made new. When God saves someone He makes them new...He gives them a new heart so they can live a new life.
- Sanctification - The process of being made more like Jesus.

Hi... I am _____. I got my name because I was grasping my brother's heel when I was born. (Genesis 25:26).

Read through Genesis 25:19-26 & 27:1-40

What do these verses teach you about your character?

What do they teach you about God?

Hi... I am _____. My name is the last word in Genesis 25:19

Read through Genesis 25:19-26 & 27:1-40

What do these verses teach you about your character?

What do they teach you about God?

Hi... I am _____. I am the daughter of Bethuel (Genesis 25:20).

Read through Genesis 25:19-26 & 27:1-40

What do these verses teach you about your character?

What do they teach you about God?

Hi... I am _____. When I was born my body was red and hairy (Genesis 25:25)

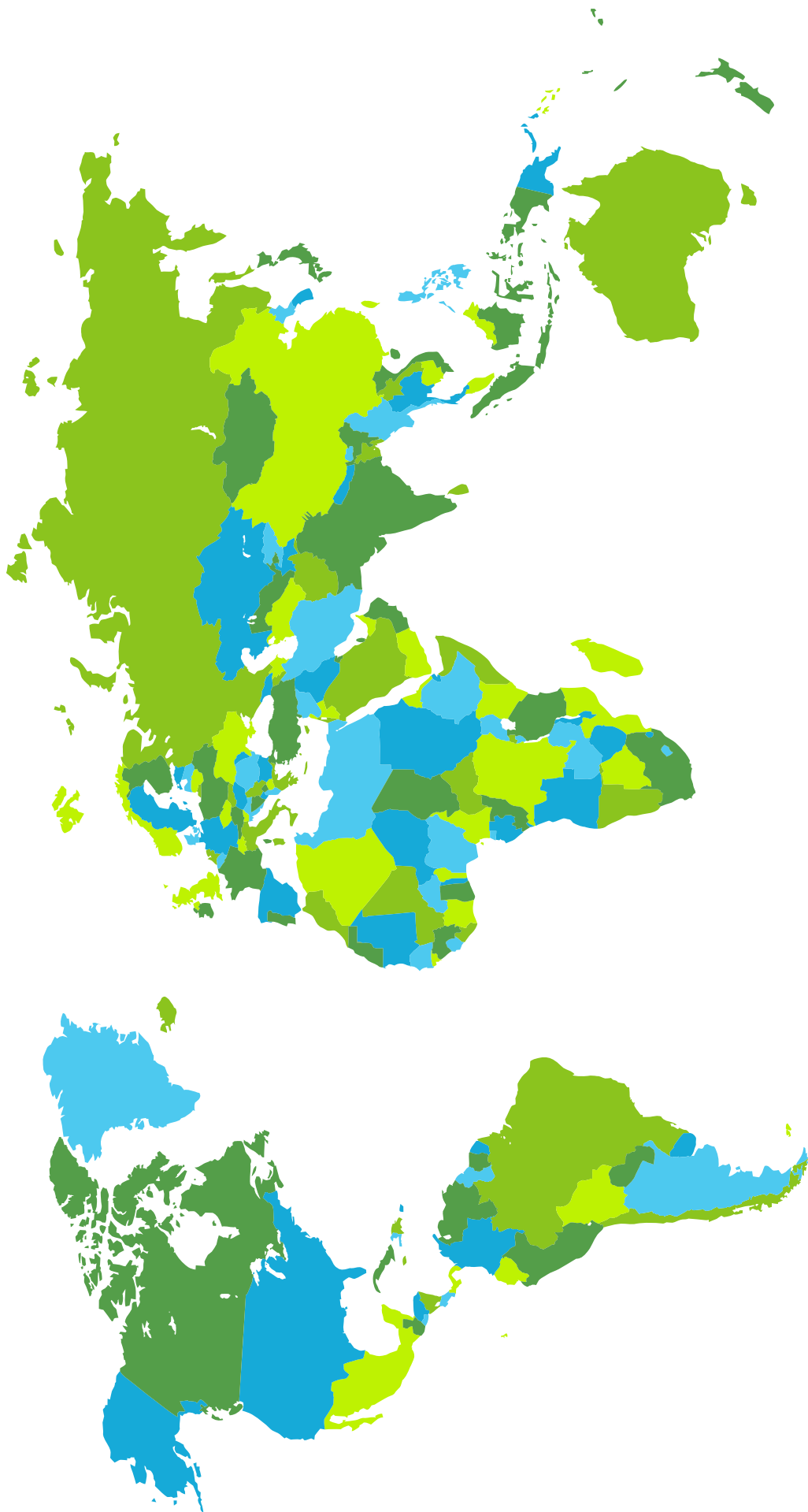
Read through Genesis 25:19-26 & 27:1-40

What do these verses teach you about your character?

What do they teach you about God?

Deuteronomy 7:6	Chosen to be God's treasured possession.
Deuteronomy 7:7-8	Not chosen because there are lots of you, but because God made a promise.
Psalms 105:6	Abraham's children are God's chosen people.
John 13:18	God knows whom He has chosen.
John 15:19	Jesus chooses people out of the world.

<p>Ephesians 1:11</p>	<p>Christians are chosen as part of God's plan.</p>
<p>Colossians 3:12</p>	<p>God's chosen people should dress with compassion and kindness.</p>
<p>1 Peter 2:9</p>	<p>God's people were chosen by Him, to worship Him.</p>
<p>Romans 8:29-30</p>	<p>God will justify all of those whom He has chosen.</p>
<p>Ephesians 1:4-5</p>	<p>God chose His people before He created the world and makes us part of His family.</p>



A M Y A N D L O R D

I S M Y M Y ; B W H O

G S M I T H E I S S T

R O N G H O L D O F ;

T L E O F S H A L L I

A I F R A I D ? 2 7 : 1

**TAHEFEAR?
HFEBLIGGHTGC
KSALSVATTION
SPWHOMHITHED
MYLORDOFJMY
ALIFE OF WHOM
LMSHALLIBE?I**

Let My People Go: Passover & Exodus

Theme: Faith Over Fear

Memory Verse: The LORD is my light and my salvation; whom shall I fear? The LORD is the stronghold of my life; of whom shall I be afraid? Psalm 27:1

Challenge Verse: “Indeed, under the law almost everything is purified with blood, and without the shedding of blood there is no forgiveness of sins.” Hebrews 9:22

Bible Story: Passover & Exodus - Exodus 11-14

The Point: God makes a way for His people

Introduction – Follow the Leader (5-8 minutes)

WHAT YOU NEED: nothing needed

Play a simple game of “Follow the Leader” with the kids in your group. Choose one kid at time to be the leader and encourage the rest of the group to follow him. Play as long as time allows before large group starts. You can play variations of the game by having kids all stay seated or play silent follow the leader, or only copying words, or swapping who the leader is frequently, etc.

SAY: “That was fun following you guys around the room. **Let’s go to large group and hear about the One we should always follow and come cool ways that He once led His people.**”

Large Group (25-35 minutes)

Welcome

Once all of the kids are settled down for large group, tape a large piece of paper to the wall and tell the kids that this afternoon you need to go somewhere (mall of the emirates, the creek, the beach...wherever) but that you don’t know how to get there. Using things that they tell you, draw a map to your location of choice. After drawing the map, thank the kids for helping you find your way to wherever.

Worship Time

“This morning we’re going to talk about God making a way for His people and leading them when it seemed like there was no way. What we’ve seen over the last few weeks is that God has proven to His people that He is faithful, that He can be trusted, that He loves them and that He is their Rescuer. Let’s

stand up and sing a song that reminds us that we all need to be rescued~ that we all need to be saved and that Jesus is the mighty, mighty Savior.

Mighty Mighty Savior

That song reminded us that we all need a Savior, but why is that true? The Bible tells us that everyone has broken God's law and rebelled against Him. We are all sinners. But God is holy. He is perfect and sinless and set apart from us. Because of our sin and His holiness, we can't be close to God. Thankfully, Jesus came as the mighty Savior and died on the cross in our place so that we could be reconciled with God. Let's sing a song that reminds us of God's holiness.

For You are Holy

Study God's Word

"A lot has happened in the story since last week.

Jacob grew up, got married and had 12 sons. One of his sons, Joseph, was sold into slavery in Egypt by his brothers. Then Joseph rescued his family from starvation and brought them all down to Egypt. 400 years passed and Jacob's family has grown into a HUGE nation and are all slaves of the pharaoh.

In Exodus 3, God speaks to a man named Moses and sends him back to Egypt to rescue God's people from slavery. If we read the story from **Exodus 4 to 10** we see God use lots of plagues to try and convince Pharaoh to let the people go... the river turned to blood, the land was covered with frogs, then gnats, then flies, then all the cows and other livestock died, then people got boils on their skin, then hail covered the land and killed all the plants, then locusts came and ate everything that was left in the land, then it was dark even in the daytime....but after each of these horrible things Pharaoh still said NO. He refused to let God's people go.

So, God told Moses to give Pharaoh one last chance. If Pharaoh said no this time, God would kill all the firstborn boys in every house in the land. Moses told Pharaoh all of this, but God hardened Pharaoh's heart and once again he said NO to Moses.

Then, God gave Moses some special instructions for the Hebrews (the people of God) and told him that if the people obeyed God their sons would live. God told Moses to tell the people of Israel to choose a perfect one-year old sheep or goat and sacrifice it. Then, they were supposed to paint the blood from the lamb around the doorframe of the house. ***(tape pieces of paper together to form a doorway on the wall - - it should be big enough for you to stand inside in...you may need a helper to come up and do this while you talk or have it done before class.... As you talk, color with a red marker on the paper).***

God said that at midnight He would go through the land and pass over the homes with lamb's blood painted on them, but that the firstborn son in any home without lamb's blood on it would die.

In the middle of the night, Pharaoh woke up and his son was dead. Other people all throughout Egypt woke up and their sons were dead, but everyone who had obeyed God and painted the lamb's blood on their doors was safe. God had used the lamb's blood to make a way for His people to live and not die.

Pharaoh was so upset that he called Moses to come to him and he told Moses to take the people and leave.

The Bible tells us that God led the people out of Egypt, and He led them toward the sea. As the people were almost to the sea, Pharaoh realized that he had let all his slaves go and he sent the army chasing after them. So, God's people got to the edge of the sea and the sea was in front of them and Pharaoh's army was behind them. What were they going to do? Where were they going to go?

God told Moses to hold His staff up above the water and God opened the water up so that the people could walk through on dry land. God made an amazing way for His people to leave slavery in Egypt so that He could lead them to the promised land- to the land that He had promised Abraham so many years ago. Once all the people were through the sea, God closed the sea over Pharaoh's army so that His people could escape, and Pharaoh's army was destroyed.

Let's look at Hebrews 11 to see what Hebrews says about the people and the stories we're talking about. (read **Hebrews 11:28-29**). Moses and the people of Israel showed faith when they painted their doors with blood and the people showed faith when they trusted that God would make a way through the sea.

So far, we've seen two really amazing things that God did to make a way for His people. The way that God rescued His people in this story points to the ultimate way that God rescued His people through Jesus. God made a way for His people to be forgiven and to be with Him forever by sending His only son to earth to die on the cross in our place. Let's stand up and sing a song that reminds us of what happened when Jesus came to earth."

(while singing the song- change the paper that make the doorframe to be the shape of a cross)

He Made a Way in a Manger

Parting the sea may have been an amazing thing for God to do to make a way for His people, but the most amazing thing that He did was to send His Son to take the punishment that each of us deserve and die in our place. Because of what Jesus did on the cross, we now can have a relationship with God and be saved from our sin and death and live forever with God.

Let's pray and thank God for the way that He made for His people.

Pray

"Dear God, thank You for the way that you have always made a way for Your people. Thank you for leading your people through the sea and thank You even more for sending Jesus to make a way for your people to have a forever relationship with you. In Jesus name we pray, Amen."

Dismiss kids to small groups.

Let My People Go: Passover & Exodus

Small Group (30 - 40 minutes)

Younger group – ages 5-8

Before the Session:

- Get in Order - one set of picture/ word cards per group
- Doorframe Reminder - one doorframe reminder per kid, one set of names of God picture cards (the kids will have to cut them), glue sticks, scissors, markers & Bibles
- Through the Sea - one set of verse pages, Bibles *** If there are multiple groups in the room you might want to combine all the groups for this activity, or at least do it all at the same time. The more kids in the activity the more they would get a sense of walking through the sea
- Follow the Leader - one piece of paper & something to write with

Fear Connection/ Discussion Ideas:

Ask the kids in the group to tell you about times they have been afraid of someone else. Maybe someone in the group had an experience with bullying, or maybe they've seen certain groups of children at school be mean to other kids. Talk about how it feels to be treated badly by someone else and how it feels to see others being treated badly. *(Be cautious if you know your community has a lot of racial tension, or if you know that someone in your group has suffered abuse. If you know this to be the case, consider telling a story about someone being bullied at school and asking how they would feel if they were that kid, or if they saw the bullying happen.)*

1. Get in Order (review)

WHAT YOU NEED: one set of picture/ word cards per group

When you come back from large group, have the group all sit down in a circle and one at a time turn over one of the word cards and have the kids tell you how that word fits into the story.

As you add words, put them in the right order and add to the story... By the end you could tell the story something like this... "God told **Moses** to tell **Pharaoh** to let His **people GO**. **Pharaoh** said **No**. God told **Moses** to tell **Pharaoh** that if he didn't let God's people **GO**, all of the **1*** borns would die. **Pharaoh** said **no**. God told the **people** to put the blood of a **lamb** on the **doorframe** of their houses. When **death** came through the land, homes with blood on the **doors** were saved, and in homes without, someone died. **Pharaoh's** son died, so he said **GO**. The **people** left and God led them toward the **sea**. Just as **Pharaoh's**

army was closing in on them, God **opens** the **sea** and the **people** are able to walk through on dry ground.” You can probably come up with other combinations of these words to make the story and retell it with the group. If you have extra time at the end of the lesson, you may want to try giving 2-3 cards to a group of kids and asking them to retell the story using just those word cards.

**** If you want to get the kids more involved, you could hand out the cards and have kids tell the part of the story with their card, then as anyone else in the group says their word they could hold it up in the air.*

SAY: “What we clearly saw in today’s story is that *[THE POINT] God makes a way for His people*. The people of God were slaves in Egypt and it looked like life would always be like that, but God made a way for His people that required them to obey Him and follow Him to the edge of the sea where He parted the water so they could walk through on dry land. Just like the Israelites in today’s story, we can be sure that even when we can’t see the way out that God still always makes a way for His people.”

[Heart to Heart] Use this time to remind kids of the truth of the Gospel and the fact that Jesus is the only way to God. Read John 14:6 and talk about the truth we see in that one little verse. Jesus is the only way to God (not one of many ways like some people would have you believe), Jesus is true, and Jesus is the only way to live. We can only have life through faith in Jesus.

2. Doorframe Reminder (Scripture Search)

WHAT YOU NEED: one doorframe reminder per kid, one set of names of God picture cards (the kids will have to cut them), glue sticks, scissors, markers & Bibles

Remind kids of the blood of the lamb’s blood painted on the doorframe of the homes to identify the people of God. Ask the kids if they think that God needed to see the blood on the door to know that His people were inside that house. *(No, obviously God could differentiate between His people and the Egyptians- for example the plague of flies didn’t affect the land of Goshen....but this time God calls His people to act faithfully and to show that they are His people by obeying Him and acting in faith.)*

Remind the kids in your group that those who put the blood on their doors were associating themselves with God by obeying Him, and that later when they thought back to the 1st Passover they would remember that the lamb had to die to save them, which points to the fact that Jesus had to die to save all of God’s people.

Explain that they’re going to make something that they can hang on their doors to help them remember who God is and what Jesus did when He died on the cross. Remind the kids that when the people painted the blood on their doors, they were doing it in faith that God had a plan and because they had seen God’s faithfulness through the years, they knew that God would be faithful again. Ask the kids to tell you some of the things that they know to be true about God from the Bible. Work together as a group to make a list of names of God, or truths about God and what He is like

Give each kid one of the doorframe reminders pages (has 4 verse references printed on it) and a page with the 4 names of God pictures. Explain that as a group you’re going to read the verses (if you have kids who read, have them look the verses up and read them together...if not you can read the verses and they can choose the right picture) and decide which picture fits with that verse. When they decide on picture, they should cut out the appropriate picture and glue it onto the page above the verse. Once all the

pictures have been glued onto the page they can color in the pictures. They can also think of other names or attributes of God and draw pictures that represent them on the backs of their pages.

SAY: “Today we saw that through the lamb’s blood **[THE POINT] God made a way for His people** to get out of Egypt. Hang these pictures on one of the doors at your house as reminder of who God is and that through the blood of Jesus, God made a way for His people to have a forever relationship with Him.”

3. Through the Sea (Memory Verse)

WHAT YOU NEED: one set of verse pages, Bibles

*** If there are multiple groups in the room you might want to combine all the groups for this activity, or at least do it all at the same time. The more kids in the activity the more they would get a sense of walking through the sea

Ask your group if any of them have learned this month’s memory verse yet. Have the group say the verse together and/or look it up and read it together from the Bible.

Then, have the kids stand in 2 lines facing each other about a yard apart. Explain to the kids that they are going to be the sea in today’s story. They should raise their arms up in the air and wave them around to be the waves in the sea. After they practice being the sea, give each kid one of the verse cards so that they are randomly spread out along the lines. One at a time (in verse order) the kids should leave their spot in the sea, walk through the sea (between the kids) and join the line at the far end. As kids walk through, the whole group should say the verse and wave their arms in the air. You might want to do this several times and try to get faster each time.

(For younger groups you may want to number your cards before the activity).

[Heart to Heart] *In your own words, tell the kids what it means to you that you didn’t have to (and even couldn’t) work to earn your salvation but that it’s a free gift from God. Remind the kids in your group that grace means “undeserved gift.” Help kids to see that we all need salvation and that salvation is only through Jesus and that we can never be good enough to be saved, but that God is gracious and has given us what we don’t deserve and can’t earn. Talk about what it means that God is our light, salvation and stronghold.*

SAY: “Our verse this month tells us that God is our salvation. God saved His people through Jesus death on the cross and in this way, **[THE POINT] God made a way for His people**. Every person in the world, for all of time, is lost and alone without God and it is a complete impossibility for anyone to be good enough or do enough or do anything to get to God. But, at just the right moment, God sent Jesus into the world to die in the place of His people, making it possible for people to have a relationship with God by faith- by believing in Jesus. And, God in His grace gives His people the faith to believe There is nothing we can do to make a way, but thankfully God has already made the way for His people through Jesus.”

4. Follow the Leader (prayer)

WHAT YOU NEED: one piece of paper & something to write with

Talk with the kids in your group briefly about how a big part of prayer is praising God for who He is and thanking Him for what He has done. Ask the kids to name some things that they can praise God for and thank Him for. Make a list of what they say and use them in your prayer.

Pray a simple prayer of praise and thanksgiving with the kids in your group where they say “thank you God” at the end of every sentence that you say

Conclude the session with a review and prayer.

If you have extra time:

- play another round of Follow the Leader
- go through the memory verse activity again.

Let My People Go: Passover & Exodus

Small Group (30 - 40 minutes)

Older group – ages 8-12

Before the Session:

- 3 Parts - 3 large pieces of paper, verse cards, Bibles, markers
- Through the Sea - one set of verse pages, Bibles
- On the Door - “I Am” verse list, a long thin piece of paper per kid (15x4 inches or so), markers, Bibles
- Follow the Leader – nothing needed

Fear Connection/ Discussion Ideas:

Ask the kids in the group to tell you about times they have been afraid of someone else. Maybe someone in the group had an experience with bullying, or maybe they’ve seen certain groups of children at school be mean to other kids. Talk about how it feels to be treated badly by someone else and how it feels to see others being treated badly. *(Be cautious if you know your community has a lot of racial tension, or if you know that someone in your group has suffered abuse. If you know this to be the case, consider telling a story about someone being bullied at school and asking how they would feel if they were that kid, or if they saw the bullying happen.)*

1. 3 Parts (review)

WHAT YOU NEED: 3 large pieces of paper, verse cards, Bibles, markers

Once you come back from large group, divide your group into three teams. Give each team a verse card, a large piece of paper and some markers, and make sure they have at least one Bible in the team. Give teams 6-10 minutes to read their verses and draw a picture that illustrates their portion of the story. Explain that the three pictures will fit together to make one big picture of God making a way for His people. Try to just start this activity without a lot of conversation about what they saw or heard in large group to encourage them to search the Scriptures for themselves. As they work on their drawings, encourage them to have every member of the team involved and to include as much detail as possible.

Once all three teams have finished their drawings, bring the group back together and have them discuss the three parts of the story and get them in order. Their drawings should be...**Passover, Exodus, Jesus.**

The point you want to bring out in each of these is the way that God “made a way” for His people.

- *The blood of the Passover Lamb made a way for them to be identified as God’s people.*
- *The Red Sea opening up made a way for His people to leave the slavery of Egypt behind them.*
- *And Jesus dying on the cross made the way for man to have a relationship with God (note the tearing of the curtain ending the separation between God and man).*

***If your group doesn’t really get into drawing, you could have them act out their portion of Scripture instead.*

[[Heart to Heart] Use this time to remind kids of the truth of the Gospel and the fact that Jesus is the only way to God. Read John 14:6 and talk about the truth we see in that one little verse. Jesus is the only way to God (not one of many ways like some people would have you believe), Jesus is true, and Jesus is the only way to live~ we can only have life through faith in Jesus.

SAY: “What we clearly saw in today’s story is that **[THE POINT] God makes a way for His people.** The Passover reminds us that through the blood of the lamb God made a way for people to be identified with Him and be saved from death. Through the crossing of the Red Sea, we see that God can make a way even when it seems impossible, as we saw Him physically make a way through the sea so that His people could walk through on dry ground. Finally, as we looked at what Jesus did when He died on the cross we see that ultimately God made a way for His people to be reunited with Him and have a relationship with Him by sending His only Son to die the death and take the punishment that each of us deserve.”

2. Through the Sea (Memory Verse)

WHAT YOU NEED: one set of verse pages, Bibles

******* If there are multiple groups in the room you might want to combine all the groups for this activity, or at least do it all at the same time. The more kids in the activity, the more they would get a sense of walking through the sea

Ask your group if any of them have learned this month’s memory verse yet. Have the group say the verse together and/ or look it up and read it together from the Bible.

Then, have the kids stand in 2 lines facing each other about a yard apart. Explain to the kids that they are going to be the sea in today’s story. They should raise their arms up in the air and wave them around to be the waves in the sea. After they practice being the sea, give each kid one of the verse cards so that they are randomly spread out along the lines. One at a time (in verse order) the kids should leave their spot in the sea, walk through the sea (between the kids) and join the line at the far end. As kids walk through, the whole group should say the verse and wave their arms in the air. You might want to do this several times and try to get faster each time.

(For younger groups you may want to number your cards before the activity).

[Heart to Heart] In your own words, tell the kids what it means to you that you didn't have to (and even couldn't) work to earn your salvation but that it's a free gift from God. Remind the kids in your group that grace means "undeserved gift." Help kids to see that we all need salvation and that salvation is only through Jesus and that we can never be good enough to be saved, but that God is gracious and has given us what we don't deserve and can't earn. Talk about what it means that God is our light, salvation and stronghold.

SAY: "Our verse this month tells us that God is our salvation. God saved His people through Jesus death on the cross and in this way, **[THE POINT] God made a way for His people.** Every person in the world, for all of time, is lost and alone without God and it is a complete impossibility for anyone to be good enough or do enough or do anything to get to God. But, at just the right moment, God sent Jesus into the world to die in the place of His people, making it possible for people to have a relationship with God by faith- by believing in Jesus. And, God in His grace gives His people the faith to believe There is nothing we can do to make a way, but thankfully God has already made the way for His people through Jesus."

3. On the Door (Scripture Search)

WHAT YOU NEED: "I Am" verse list, a long thin piece of paper per kid (15x4 inches or so), markers, Bibles

Remind kids of the blood of the lamb's blood painted on the doorframe of the homes to identify the people of God. Ask the kids if they think that God needed to see the blood on the door to know that His people were inside that house. (No, obviously God could differentiate between His people and the Egyptians- for example the plague of flies didn't affect the land of Goshen....but this time God calls His people to act faithfully and to show that they are His people by obeying Him and acting in faith.)

Remind the kids in your group that those who put the blood on their doors were associating themselves with God by obeying Him, and that later when they thought back to the 1st Passover they would remember that the lamb had to die to save them, which points to the fact that Jesus had to die to save all of God's people.

Explain that they're going to make something that they can hang on their doors to help them remember who God is and what Jesus did when He died on the cross. Ask the kids to think of and tell the group names of God or attributes of God (remind them of the I Am verses they read last week and have the verse list available) that could be illustrated with a simple drawing.... EX: God is love- draw a heart, God is the Light of the World- draw a candle or a light bulb, Jesus is the Good Shepherd- draw a shepherd's staff. Give each kid one of the strips of paper and encourage them to draw as many pictures/ illustrations of who God is and write the Bible verse reference that goes along with the illustration on their papers.

Before class you may want to think of a few to help kids with ideas, and make sure you write down the references.

SAY: "Through the story of God's people painting lamb's blood on their door frames out of obedience to God and in faith that God would save His people, we can see that **[THE POINT] God makes a way for His people.** Put your reminder up on some doorway in your house a reminder of who God is and ultimately as a reminder of the way that He made for His people to come to Him through what Jesus did when He died on the cross."

4. Follow the Leader (Prayer)

WHAT YOU NEED: nothing needed

After making the door reminders, explain that you're going to take some time to pray and praise God for who He is using some of the names and attributes of God that you've just been talking about. Explain that you're going to start by saying a sentence prayer like, "God I praise you as the Good Shepherd because you know your sheep." The next person will follow what you said and say something like, "God I praise you as the Good shepherd and the Life because there is no life without you." So basically, each person needs to remember what the person before them (or 3-4 people before them if you want) and then add on another reason to praise God.

Close the session with a brief review of the lesson & the truth of the Gospel and prayer.



Take Home Page

Let My People Go: Passover & Exodus Week Four

Memory Verse: The LORD is my light and my salvation; whom shall I fear? The LORD is the stronghold of my life; of whom shall I be afraid? Psalm 27:1

Challenge Verse: “In fact, the law requires that nearly everything be cleansed with blood, and without the shedding of blood there is no forgiveness.” Hebrews 9:22

Exodus 11-14 teach us that God makes a way for His people.

Day 1 - Read Exodus 7-8 For the next 3 days, make a mural of the plagues. Talk about and imagine what it would have been like to be there.

Day 2 - Read Exodus 9-10 3

Day 3 - Read Exodus 11-12 What happened to those who didn't put blood on their doors? Passover reminds us that the lamb died instead of God's people. What does John 1:29 add to that truth?


Day 4 - Read John 14:1-6 Discuss some of the ways that the world (non- Christians) try to get to God. Who is the only way? What did Jesus do to make that way?

Day 5 - Read Hebrews 9:11-28 These verses remind us of the sacrifices in the Old Testament and show that they all pointed to the true sacrifice for sin ~ Jesus. Practice saying this week's challenge verse as a family.

FOLLOW THE LEADER PRAYER

Explain that you're going to take some time to pray and praise God for who He is. Start by making a list of truths about God. Then, start by saying a sentence prayer like, "God I praise you as the Good Shepherd because you know your sheep." The next person will follow what you said and say something like, "God I praise you as the Good shepherd and the Life because there is no life without you." So basically, each person needs to remember what everyone before them said and then add on another reason to praise God.

1ST



Pharaoh

NO!



lamb



door


Passover

GO

DEATH



people



sea

OPEN



Moses

John 1:1

John 1:1

Acts 10:42







Acts 10:42

Genesis 15:1

Genesis 15:1

1 John 4:8

1 John 4:8



**The LORD is
my light and
my salvation;
whom shall I fear?
The LORD is the
stronghold
of my life;
of whom shall
I be afraid?
Psalm 27:1**

The LORD is

my light and

my salvation;

whom shall I fear?

The LORD is

**the stronghold
of my life;**

of whom shall

I be afraid?

Psalm 27:1

Exodus 11:1- 12:30

**Exodus 12:31-42 and
13:17 - 14:31**

**Matthew 27:32-44
and Luke 23:44-49**

"I AM" VERSE LIST

Genesis 15:1
Genesis 17:1
Genesis 46:3
Exodus 3:14
Exodus 6:7
Leviticus 11:45
Psalm 46:10
Isaiah 44:6
Isaiah 46:4
Isaiah 51:12
Jeremiah 1:8
Jeremiah 3:12
Ezekiel 23:49
Ezekiel 34:31
Malachi 1:14
Matthew 11:29
John 6:35
John 6:51
John 8:12
John 10:9
John 10:14
John 14:6
John 15:5
John 18:37
Acts 7:32

"I AM" VERSE LIST

Genesis 15:1
Genesis 17:1
Genesis 46:3
Exodus 3:14
Exodus 6:7
Leviticus 11:45
Psalm 46:10
Isaiah 44:6
Isaiah 46:4
Isaiah 51:12
Jeremiah 1:8
Jeremiah 3:12
Ezekiel 23:49
Ezekiel 34:31
Malachi 1:14
Matthew 11:29
John 6:35
John 6:51
John 8:12
John 10:9
John 10:14
John 14:6
John 15:5
John 18:37
Acts 7:32



“More Faith/ Less Fear” is a 4-week Sunday School series designed to point your kids to God as their hope and refuge. In these 4 lessons, students will be introduced to the concept of faith through stories of some of the heroes of faith that we read about in Hebrews 11. These lessons are perfect to combat the fears typical to childhood and show children that God is bigger than all their fears. This unit stands as a continuation of “Faith Over Fear” also available from the Sunday School Store, but it is easily able to be taught on its own as a stand-alone unit.

The Bible lessons and the fears they address are:

1. What are you Building? (Noah)
 - Text - Genesis 6-9
 - Main point - Following Jesus means being different from the world
 - Discusses the fear of being different
2. A Promised Son (Isaac)
 - Text - Hebrews 11:11-20 and Genesis 12, 15, 18, 21 & 22
 - Main point - Jesus is the Promised One
 - Discusses the fear of unknown situations
3. Eeny, Meenie, Miney, Moe (Jacob & Esau)
 - Text - Hebrews 11:10-21 & Genesis 25-27
 - Main point - God chooses His people
 - Discusses the fear of being left out
4. Let My People Go (Passover and Exodus)
 - Text - Exodus 11-14
 - Main point - God makes a way for His people.
 - Discusses the fear of bullies

The key verse for this unit is Psalm 27:1 -

The LORD is my light and my salvation; whom shall I fear?

The LORD is the stronghold of my life; of whom shall I be afraid?

All Scripture references are taken from the ESV version of the Bible.

How to use this Virtual Teaching Guide:

This guide serves as a **sample** of how you can use these materials without children gathering together at church. In the pages to follow you will find a complete sample for week 1 of the series, allowing you to see one option and figure out the best way to teach the materials in your setting.

Here are a few options:

One option is to simply send the lesson and teaching materials to parents and encourage them to set aside 45 minutes to an hour and work through the lesson on their own with their children.

A second option would be to plan on doing some of the teaching online (via zoom or other platform). If this is your option, we would suggest that online classes not last more than 20-30 minutes. Then, send the remainder of the lesson for parents to work on at home.

A third option would be to video yourself doing the large group teaching and email your families that video as well as song links. Then, send small group materials home.

A fourth option would be to follow the sample lesson provided in this guide. For this sample lesson, we suggest that the large group teaching time be done via video or over zoom and activities be added to the take home pages to allow families to work through the materials at their own pace over the course of the week.

Of course, with fully editable materials, you are welcome to use them in whatever way works best for you.

What Are You Building?

Theme: More Faith Less Fear

Memory Verse: The LORD is my light and my salvation; whom shall I fear? The LORD is the stronghold of my life; of whom shall I be afraid? Psalm 27:1

Bible Story: Noah - Genesis 6-9

The Point: Following Jesus means being different from the world

Worship Time

Can someone tell me what the word faithful means? Right, it means loyal, constant, trustworthy...those are all words that define who God is. Let's all stand up and sing a song that reminds us of God's faithfulness."

Faithful God

Study God's Word

This morning we're talking about one of the most familiar stories from the Bible. We're talking about a guy named Noah. Because I know most of you have heard this story many times before let's review what you know about the story and then we'll move on and hopefully learn something new about this story.

If teaching via zoom, this next section could be done using screen share/ whiteboard function or using a small white board

As you guys tell me what you know about this story I'm going to try and draw it. (hopefully kids will mention the ark, animals, rain, flood, those kinds of things. As they name things and you draw, talk briefly through the familiar parts of the story- God told Noah to build an ark, He told him to put animals on the ark, God flooded the earth with rain for 40 days and 40 nights).

Okay, now that I know that you're familiar with the story let's back up a bit. For the next few weeks we're going to be reading in Hebrews 11 about people who all lived by faith in God.

Can someone tell me what **faith** means (be prepared to read Hebrews 11:1 after kids answer). Let's see what Hebrews 11 says about Noah (read **Hebrews 11:7**).

Now, let's see what Genesis says about Noah.

Genesis 6:9 says... "Noah was a righteous man, blameless in his generation. Noah walked with God." The Bible tells us that all of the other people who lived at the same time as Noah walked in evil ways, but that Noah walked with God and found favor in God's eyes. This does not mean that Noah wasn't a sinner, because we know that all people are sinners, but it does mean that Noah obeyed God and God had given him a heart to believe Him.

When God looked at the world, He saw evil and sinful people, but when He looked at Noah, He saw someone who loved God and wanted to follow God and obey God. Noah showed the people living around him that following God means being different from the world around him, and in fact Noah was the complete opposite of the people in the world around him, because he was following God while they were following their own hearts.

So, when God told Noah that He was going to destroy the world but save Noah and his family, Noah had a choice to make- -would he obey God and trust Him, or would he doubt God's plan and become like the other people in the world. Because Noah knew God and walked with God and had a relationship with God, Noah knew that God is faithful and always keeps his promises, so he listened to God's instructions and started building. He built a giant boat in the middle of the desert, and he obeyed God and trusted that this was part of God's plan. No matter what the people around him said or did, Noah trusted that this was part of God's plan to bring His people into a relationship with Him.

God's plans for building the boat in the desert may have been confusing. Gathering all the animals and packing them in the boat may have been difficult. Waiting inside the ark for the rain to start may have made Noah want to doubt God, but through it all he trusted God. Because of Noah's faith in God, because he went against the world around him, because he obeyed God...he got to be a part of God's plan of redeeming or saving His people.

Pray

"Dear God, thank you for Your Faithfulness and for the fact that everything You have ever said is true. Thank You most of all for keeping Your promise to send Your Son Jesus to the world to rescue Your people forever. Help us as we go to our small groups to learn more about what it means to follow You because of faith in Jesus. In Jesus name we pray, Amen."



Faith > Fear – at Home

Week One

Memory Verse: The LORD is my light and my salvation; whom shall I fear? The LORD is the stronghold of my life; of whom shall I be afraid? Psalm 27:1

Challenge Verse: Know therefore that the LORD your God is God, the faithful God who keeps covenant and steadfast love with those who love him and keep his commandments, to a thousand generations. Deuteronomy 7:9

Genesis 6-9 teaches us that following Jesus means being different from the world.

Day 1 –

Going on a trip

WHAT YOU NEED: nothing needed

Have the kids sit in a circle and talk about some of the trips they've gone on...tell their favorite trip, what they like to do on trips, who they go on trips with and what they take with them when they go on a trip.

Then, play a game of "I'm Going on a Trip." The first kid in the circle will say "I'm going on a trip and I'm taking a ____." The next person will say "I'm going on a trip and I'm taking a whatever the 1st person said and a ____." Play continues until all the kids have gone around the circle. With younger groups you may need to help them remember what other kids said before them or play in groups of 3-4 at a time.

SAY: "You guys have been on lots of very interesting trips and you thought of lots of great things to take with us on our pretend trip. *Let's (watch the video/ listen to the story/ attend the call) and hear about someone who went on a very unusual trip and took some very weird things with him.*"

Teaching Time – Read/ talk through the attached lesson OR watch the video (if provided)

Day 2 –

Read Hebrews 11:7

What does this one verse teach you about Noah's relationship with God. Look back at verses 4-6 and review the other examples of living by faith.

Act Like Noah

WHAT YOU NEED: one set of "Act Like Noah" cards, Bibles

As kids come back from large group, instead of reading the whole text by way of review, consider reading the following verses.... Genesis 6:5-10, 13-18, Genesis 7:24-8:1, Genesis 8:15-20 & 9:8-13.

After reading the text, show the kids the "act like Noah" cards. Explain that one at a time they will act out part of the story to help them review what they heard in large group.

** With non-readers- Have the group first work to put the story cards in order and retell the story in their own words. Then, the leader in the group should act out or describe one of the cards and the kids should guess which part of the story they are acting out.

*** With early readers, you might want to have the cards all taped on the walls, so that as one child acts out part of the story the other kids can choose between the cards to guess which one they are acting out. After all of the cards have been acted out, have them work together as a group to put the story cards in order and retell the story in their own words.

As you talk through the story with the kids in the group, remind them that this story, like every other story in the Bible, is about God and how God is faithful and sovereign (in control over everything). Point out that at the end of the story, God made a promise to Noah and God has kept that promise ever since. God put a rainbow in the sky as a sign of His promise and He told Noah that He would never again destroy the whole earth because of sin.

[HEART TO HEART] Remind the kids in the group that the Bible tells us in Romans 3 (and elsewhere) that we are all sinners. Just like God had a right to destroy the world because of sin in Noah's day, God has the right to destroy each and every one of us because of sin. Romans 6:23 tells us that the punishment we deserve for our sin is death. BUT, the good news of the Bible is that although we deserve to be destroyed for our sin, because of His great love for His people, Jesus came to earth and took the punishment that we deserve. He died so that we don't have to. Our response to what Jesus has done should be to repent of our sin and turn to Jesus for forgiveness and salvation.

SAY: "Our story this morning was a familiar one. We've all heard about Noah many times and how he built the ark and put all the animals on it, but what I hope you saw in today's story is that in the Bible Noah is known more as the guy who followed God...the guy who was righteous in an evil world. What I learned

from Noah's example is that **[THE POINT] following Jesus means being different from the world.** Noah's neighbors probably thought he was crazy to build a boat in a desert, they probably teased him and tried to knock some common sense into him, but Noah stood strong to what he believed and kept following God and trusting in God no matter what. And what Noah and all of us can learn from this story is that God is trustworthy. God has kept His promise to never again destroy the world because of sin, and instead Jesus Himself laid down His life and died in our place."

Day 3 –

Read Genesis 6:1-23

Make a list of all the words used to describe "the world" in these verses. How was Noah different from the world? What was God's plan to deal with the world? How did Noah respond? Draw building plans for the ark (with all the measurements).

Focus on God

Talk with kids about what the Bible said about Noah and what made him different from the people around him. He was righteous (he walked with God- he had a relationship with God). Talk with them about how earlier in Genesis we read about Enoch & that in order to have a relationship with God that you first have to know God. Noah had to know that God was faithful, and that God deserved to be trusted in order to obey Him and trust Him when God asked him to build the ark. Explain that you're going to work together to make a list of some of the things that Noah knew to be true about God.

Make a list of as many truths about God that you can think of. With older kids, you may want to challenge them to find Bible verses that teach that truth.

[HEART TO HEART] *After making the list, remind kids of the truth of the gospel. As you discuss the different attributes of God they came up with, you can ask the kids if that word could be use about them. Help them to see that the Bible teaches us that God is holy (which means He is perfect and without sin- but it also means that He is set apart from the sin in the world), and that when we learn about God's holiness it should remind each of us that we are not holy. In Leviticus 19:2, we read that God is holy and that God calls His people to be holy, but the truth is that we cannot be holy on our own because we are sinners. So, Jesus came to earth. He lived a perfect/ sinless life. Then, Jesus died on the cross to take the punishment for our sin so that we can be forgiven and made clean and even holy in God's eyes. Read Philippians 2:5-11 as a reminder of the work that Jesus has done on our behalf.*

Day 4 –

Read Genesis 7:1-8:22

Make a calendar to show when different things happened on the ark

Faithful God (Prayer)

WHAT YOU NEED: one piece of blank paper, markers, Bibles

Have someone read (**Hebrews 11:1**) and then ask them to define faith. Ask them if it's easier to have faith in someone who is trustworthy or not trustworthy (faithful or not). Explain that the Bible teaches us (even in this week's challenge verse- **Deuteronomy 7:9**) that God is faithful. Talk about what the word faithful means...that He always does what He says, He always keeps His promises and He is deserving of our faith (or trust). Talk about how we know that God is faithful. Have kids share examples of other stories from the Bible that show God's faithfulness. You should also be prepared to share some examples that include other attributes of God...like His patience with His people shows His faithfulness, or His continued love for His people even when they mess up shows His faithfulness, etc.

Down the side of a piece of paper, write the word... **FAITHFUL**. Then work together to write words or phrases that help to define/ describe God's faithfulness for each letter.... (Forever, Almighty, Infinite, Trustworthy.....). Lead in a time of prayer with kids saying sentence prayers of praise based on what they wrote on their pages. Pray that yourself and the kids in your small group will grow to know God more and love Him more as they spend time reading and studying His Word. End the prayer by praying **Philippians 1:9-11** for the kids in your group (pray that they would grow in their knowledge of God so that they would see and understand that Jesus is the only way to be saved).

Day 5 –

Read Genesis 9:1-17

What was the promise that God gave to Noah? Do people (we) deserve to be punished for our sin? (Romans 6:23)? Talk about what God did instead of punishing His people.

2x2 Relay (memory verse)

WHAT YOU NEED: one set of verse words (cut in ½), Bibles, tape

Remind the kids that this week is the first week of a new month/ study and that you have a new verse to learn together. Have one (or all) of the kids look up **Psalms 27:1** and read it to the group. Briefly define some of the words in the verse (like stronghold). Explain that this verse reminds us that we don't need to be afraid when we trust in God.

Hand out the verse cards so that each kid has ½ of a card. Depending on the size of the group you can either:

- (1) give out all the cards- both halves and have them find their match, or
- (2) tape ½ of each card around the room and have kids match their ½ card to a ½ card on the wall.

Either way, after matching all of the cards, then kids should work to put the whole verse in order.

SAY: “Our verse for this month talks about trusting God and not being afraid. One thing that can be scary is to feel like you don’t fit in, but it’s important to remember that *[THE POINT] following Jesus means being different from the world* and we can trust God no matter what.”

Bonus :

NOAH CHARADES

AS A FAMILY, TAKE TURNS ACTING OUT VARIOUS PARTS OF THE STORY OF GOD RESCUING NOAH AND HIS FAMILY FROM THE FLOOD. YOU CAN EITHER THINK OF A BUNCH OF SCENES OR ITEMS AND WRITE THEM ON CARDS FOR PEOPLE TO CHOOSE, OR JUST HAVE EACH PERSON THINK OF WHAT TO ACT OUT AND LET OTHERS GUESS.

Act like Noah

**Noah walking
with God**

Act like Noah

**Noah listening
to God's
instructions
about how to
build the ark**

Act like Noah

**Noah
measuring how
big the ark was
supposed to be**

Act like Noah

**Noah nailing
boards
together to
make the ark**

Act like Noah

**Noah counting
the animals and
bringing them
into the ark**

Act like Noah

**Noah's
neighbors
laughing at
him**

Act like Noah

**Noah getting
all the animals
and his family
inside the ark**

Act like Noah

**Noah watching
as God closed
the door of the
ark**

Act like Noah

**Noah holding
his hand outside
to feel the first
drops of rain**

Act like Noah

**Noah praising
God for keeping
him and his
family safe**

Act like Noah

**Noah looking at the
rainbow in the sky and
hearing God promise
that He would never
again flood the whole
earth**

The LORD is my light

and my salvation;

whom shall I fear?

The LORD is the

stronghold of my life;

of whom

shall I be afraid?

Psalm 27:1

ABOUT THE AUTHOR



Bethany Darwin is the lead curriculum developer at the Sunday School Store. Bethany spent 20 years working full time in children's ministry before recently coming home to raise her son.

During her years in children's ministry, Bethany discovered gaps in available curriculum and often struggled to find curriculum that worked in her church setting. It was this discovery that awakened a passion in her for writing children's ministry curriculum.

Bethany is a regular contributor for Ministry-to-children and you can find many resources of hers there. You can connect with Bethany through Facebook at '[Treasure Trunk Books](#)' or on IG at 'Treasure_Trunk_Kids.' On these pages she shares articles and resources for families as well as what she is doing to point her little one to Christ. You can also find other resources of hers there.

Bethany is a graduate of Samford University (B.A. 1997) and Southwestern Baptist Theological Seminary (M.A. in Christian Education, 2000). Bethany is a member of Faith Bible Church in Naples, Florida where she serves in children's ministry.

Future Projects:

Bethany is busy writing more Sunday School materials for the Sunday School Store and is proud to be working on Torchbearers VBS.

Bethany also has an advent book/ family devotional/ coloring book/ curriculum called "Is It Time Yet?" that's soon to be released. To learn more, [check it out here](#).